

# *Bundaberg* *CANEGROWERS Ltd*

ACN 110 868 801

Annual Report 2022/2023





---

## BUNDABERG CANEGROWERS LTD

### Chairman

Mark Pressler

### Directors

Dean Cayley  
Michael Cavallaro

Anna Attard  
Samuel (Sam) Ford

### Auditor

DGZ Chartered Accountants

### Solicitor

CJ Cooper & Associates

### Staff

#### *Manager / Company Secretary*

Tanya Howard

*[B.Acct, Commissioner for Declarations, Registered BAS Agent]*

#### *Project Officer*

Dale Holliss

*[MSc Env. Mgt, Grad Dip Ag Econ, BAppSC Hort Tech, Commissioner for Declarations, GAICD]*

#### *Membership Services Extension Officer*

Matthew Leighton

*[B.Agr.Sc.]*

#### *Project Officer/Cane Analysis Auditor*

Courtney Moar

#### *Cane Analysis Auditor*

Heather Best

Katie Paulsen

#### *Accounts / Administrative Assistant*

Kate Odgaard

*[Registered BAS Agent]*

#### *Receptionist /Administrative Assistant*

Kaye Andersen

## QUEENSLAND CANE GROWERS POLICY COUNCIL MEMBER

Mark Pressler

## QUEENSLAND SUGAR LIMITED GROWER REPRESENTATIVE

Mark Pressler

---



## CHAIRMAN'S REPORT 2022/23

This report covers the financial year from 1 July 2022 to 30 June 2023 including the 2022 sugar cane season. The start of the season was a stop-start affair with significant wet weather being less than favourable for harvesting and resulting in one of the latest season finishes in memory, finishing on 30 December 2022.

The downside of the weather was that we left approximately 71,000 tonnes, of which 33,000 tonnes was grower cane, as standover. The relative CCS for the year was 13.22 which was disappointing although understandable considering the continued wet throughout the season. The season ended on 30 December with an average CCS of 13.16.

Bundaberg Sugar was able to achieve a very credible performance by Millaquin Mill and our assessment was that mill availability was around ninety-five percent (95%). This put Millaquin Mill near or on top of the performance of all Queensland mills. A total of 28.5 days was lost due to wet weather.

On a brighter note, water allocations for Medium Priority scheme water started at 100% with many of the Groundwater allocations also close to 100%.

We work closely with Bundaberg Sugar management in representing growers needs and I would particularly like to acknowledge Guy Basile, Matt Curtis and Rob Zahn for their efforts during the 2022/23 financial year.

2022/23 saw some great achievements gained for the Bundaberg sugar industry and we resourced a number of strong advocacy campaigns targeting electricity pricing, reef regulations, sugar marketing, input costs and irrigation water issues.

The inclusion of our region into the reef regulation requirements in late 2019 has resulted in a lot of

effort by Bundaberg CANEGROWERS aimed at having this region returned to its previous status. It is unjustifiable to include an area that is outside the Great Barrier Reef Marine Park that can have no impact on it and we continued this campaign during the 2022/23 year. Our advocacy included providing "alternative points of view" and scientific papers to the latest Great Barrier Reef Scientific Consensus Statement review.

Fertiliser prices were recorded as some of the highest in history making the task of growing a profitable crop even harder. Bundaberg CANEGROWERS sought to facilitate a bulk purchase arrangement although not enough interest was received to proceed. The requirement for Nitrogen & Phosphorus Budgets was introduced from 1 December 2022 and a budget is now required before any fertiliser is applied to cane, including all plant cane and ratoons.

Energy and in particular electricity, is a major input to our farming systems and in 2022 we assisted with the development of an additional Small Business Tariff to increase choice and assist in keeping costs at an affordable level. Tariff 22C (solar soak tariff) was published on 9 June 2023 and released for use from 1 July 2023. Bundaberg CANEGROWERS continues to assist members with the Electricity Bill Check Service to ensure growers are on the most suitable tariff for their usage patterns.

We were heavily involved in the development of the Sunwater no regrets electricity cost pass through trial for irrigators in the Bundaberg region. In 2021/22, Sunwater spent less on electricity than was recovered from customers in the Bundaberg Distribution Scheme which meant eligible irrigation customers who used water in the 2021/22 water year had a credit of \$13.26/ML applied to their bills in October 2022.



Matt Leighton attends the Reef Water Quality Forum



During the year we met with industry representatives from various organisations including David Quinn, CEO of Sugar Terminals Ltd to receive an update on the progress of upgrades of the Bundaberg Sugar Terminal facility as well as ensuring their decision to insource the operations of its six (6) Bulk Sugar Terminals does not affect our growers.

Bundaberg growers gained access to the QSL Direct Portal following the joint efforts of Bundaberg CANEGROWERS, Bundaberg Sugar and Queensland Sugar Limited (QSL) with the signing of a new Sugar Marketing Agreement effective from the 2023 Season onwards. This saw QSL Executives visit the region in April to provide an information session on the roll-out of QSL Direct and assist growers to sign-up to the app and take advantage of the high sugar prices.

In February 2023 a group of young growers from the Mossman and Cairns regions were welcomed on their visit to the district and were provided a tour of our region to show the vast differences in our landscape and cropping compared with their hometowns. In the evening local growers were provided with the opportunity to attend a young growers networking event and form new connections.

We have unfinished business with the mayor and his current councillors and we will continue the campaign asking Mayor Dempsey and Bundaberg Regional Council to ensure that the Category 9 rate increases suffered from the 2020/21 budget are wound back such that the increase is no more than CPI and that going forward the Council adheres to the *'Guideline on the equity and fairness in rating Queensland local governments'*. We continue to provide support to the Bundaberg Regional Ratepayers Association which was formed to represent and support local ratepayers and is undertaking training of suitable candidates for 2024 Local Elections.

Tanya Howard commenced as Bundaberg CANEGROWERS Manager on 1 July 2022. This was a key step in the review process of Bundaberg

CANEGROWERS. Tanya, who has been part of the Board's succession plan for the past three (3) years, is well placed to take on the roles of our core business of negotiating and the aftercare of the Cane Supply and Processing Agreement and the Cane Analysis Program.

To those members who have lost family and loved ones in the past year I offer the Board's and staff's sincere and heartfelt condolences.

We are facing challenging times and the Board and staff of Bundaberg CANEGROWERS remain committed to providing grower biased, needs based and outcome focussed services, representation and leadership.

I acknowledge on behalf of Bundaberg CANEGROWERS and thank our local members of Government both State and Federal for their support in 2022/23. Their continued support to gain a better outcome for growers is much appreciated.

I would also like to thank all our staff for a job well done in the 2022/23 financial year. They all work very well together as a team and put together a strong campaign to give our members some wins in the last twelve (12) months. We may not always win but we are certainly out there voicing our concerns and representing our growers in many forms.

Thanks also to the Bundaberg CANEGROWERS Board members for their input and support over the past year and finally, thank you to you, our members.

Mark Pressler  
Chairman



Bundaberg CANEGROWERS Ltd

### **OUR MISSION**

***TO PROVIDE REPRESENTATION, LEADERSHIP AND SERVICES,  
AND PROMOTE UNITY IN THE INTEREST OF GROWERS***



## 2022 BUNDABERG SEASON OVERVIEW

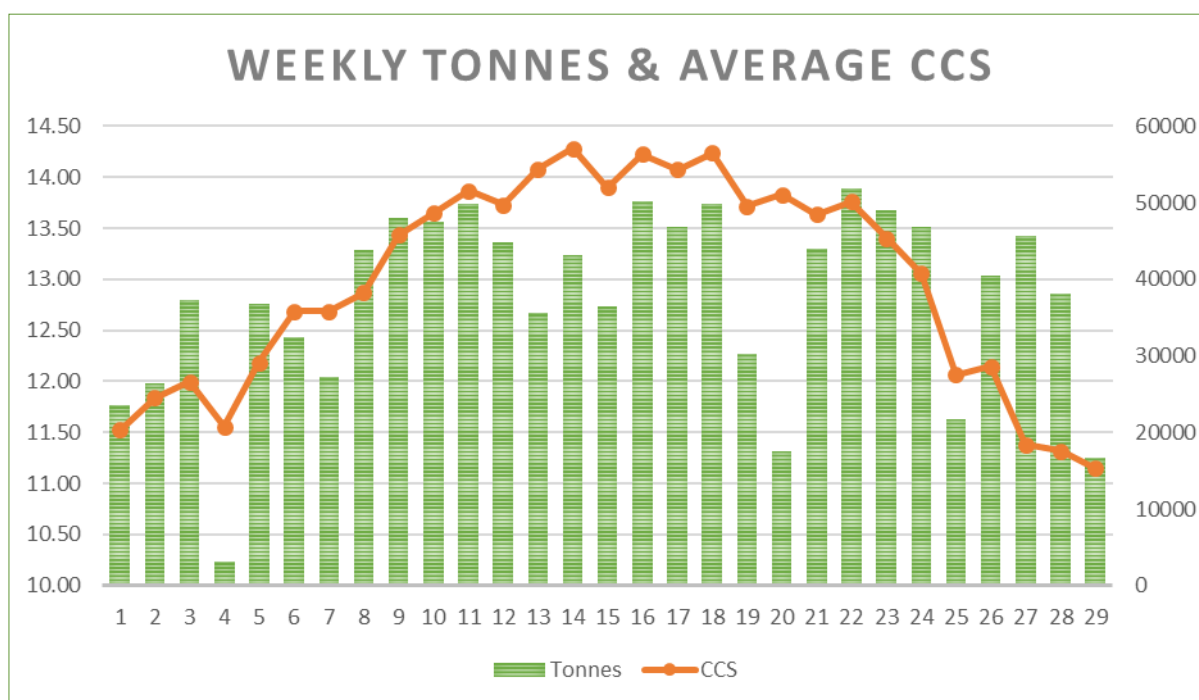
Millaquin Mill commenced the pre-crush of non-relative plantation cane on Wednesday, 15 June 2022, followed by the commencement of core season cane on Monday, 27 June 2022.

Millaquin crushed in continuous crushing mode, the core season ended on 24 December 2022 and crushing ceased on Friday, 30 December 2022.

The table below shows the tonnes of cane crushed and seasonal average CCS:

Mill	Tonnes through Rollers	Mill Average CCS	Tonnes Assigned Area	Relative Average CCS
Millaquin	1,085,485.73	13.16	1,085,485.73	13.22

There was 46.45 tonnes of condemned cane crushed this season.



### 2022 Season Final Pool Prices

The final 'Net IPS Price' for the 2022 Season US Quota Pool under the Export RSSA was set at \$983.96 per tonne IPS after deducting the value of the Shared Pool Element attributed to the US Quota Pool (\$107.46 per tonne IPS).

Limited's domestic production for the 2022 Season, the value of the US Quota premium has been calculated at \$10.53 per Tonne IPS. The IPS Conversion Factor for the 2022 Season Harvest Pool under the Export RSSA is 1.0387.

Based on the quantity of Raw Sugar Bundaberg Sugar Limited supplied to Queensland Sugar Limited and the quantity of Bundaberg Sugar

The individual components attributable to the various pools to be set by Bundaberg Sugar Limited are set out in the following table:

	Harvest Pool Export RSSA	Bundaberg Domestic Pool RSSA
	\$ per IPS tonne	\$ per IPS tonne
Final Gross IPS price	\$614.96	\$608.87
US Quota premium	\$10.53	\$10.53
Shared Pool allocation	\$38.28	\$43.60
<b>Total Net Price</b>	<b>\$663.77</b>	<b>\$663.00</b>

The **Net Price per Tonne IPS Raw Sugar as announced by Queensland Sugar Limited** (for non-committed Raw Sugar) was **\$663.00** for the 2022 Season. The 2022 Season Final Price includes a Loyalty Bonus of \$2.82/t actual (or \$2.72/t IPS).



**Cane Price 2022 Season**

At the average individual mill CCS growers received the following average cane price:

	Average CCS (Relative)	Average Price / Tonne Cane
Millaquin	13.22	\$55.66

**Weekend Harvesting Allowance**

Our Collective Agreement has capacity for an allowance to be paid for cane harvested on weekends. The allowance is adjusted every year on 1 April according to the movement in the minimum weekly wage rate for a cane harvesting employee (Level 1).

For the 2022 season the allowance was \$1.17 per tonne for cane harvested on the weekend.

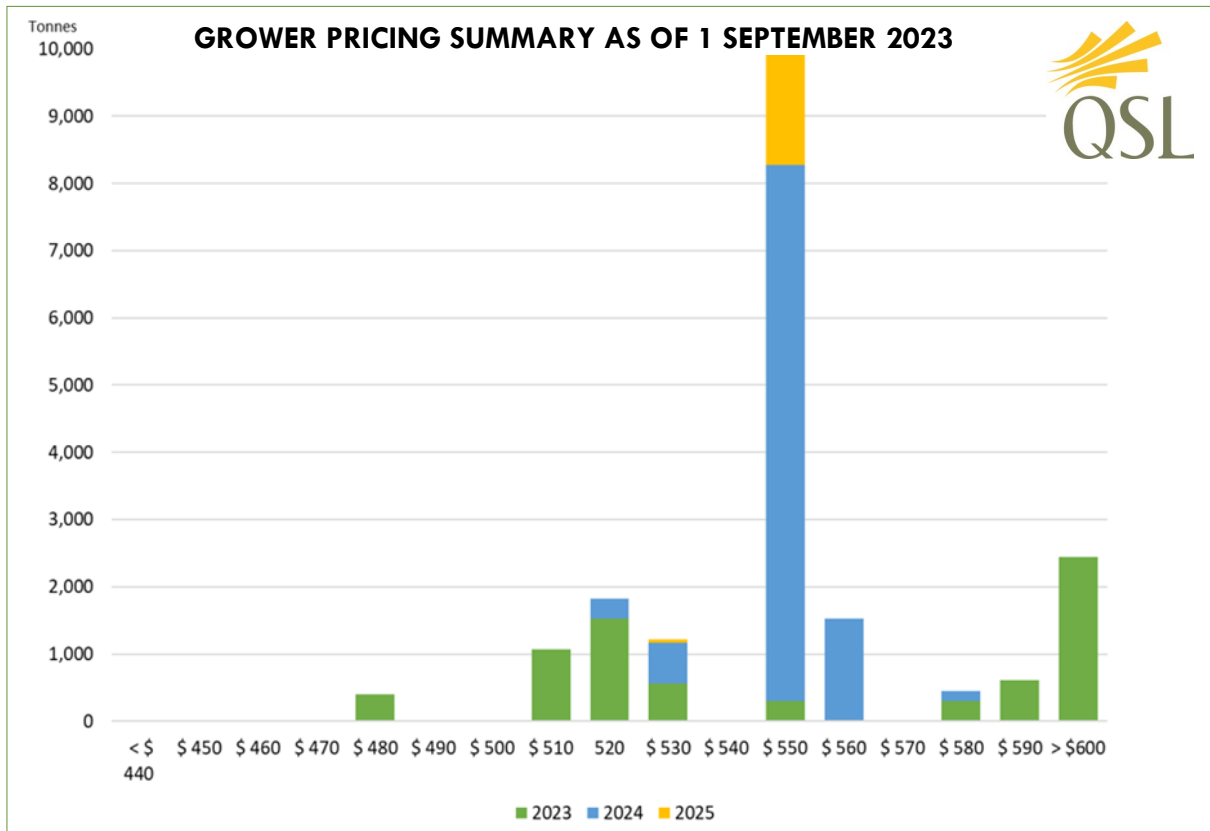
**Burnt Cane Deduction**

Our Collective Agreement has a clause which enables reimbursement of the burnt cane penalty where cane is burnt in order to improve cane quality or increase productivity. This is 9.8 cents per tonne delivered.

**Forward Pricing**

Bundaberg growers have a range of individual and long term target pricing options available to them.

Below is a summary of the forward pricing achieved as of 1 September 2023.



**QSL Direct**

For the 2023 Season onwards, Bundaberg growers have access to QSL Direct, the online grower portal that has been designed to enable growers who have a Grower Pricing Agreement (GPA) in place with QSL to:

- Monitor their QSL GEI Sugar tonnage and allocations.

- Nominate GEI Sugar tonnes to QSL-Managed Pools and Grower-Managed Pricing Products.
- Place, cancel, edit and monitor orders for Grower-Managed Pricing Products.
- Receive QSL payment statements
- Access GPA information.
- Access sugar market information and the latest QSL news.





## REPRESENTATION



Bundaberg CANEGROWERS Ltd

# Representation on Your Behalf

1 July 2022 to 30 June 2023

The Chairman, Elected Members and Staff of Bundaberg CANEGROWERS represented cane growers on a number of occasions. Executive Members and Staff also attended many meetings and other engagements in their own time.

Bundaberg CANEGROWERS elected members and staff provide leadership and represent our members on a wide range of environmental, agri-political and economic bodies.

Some of these are listed below:



**Mark Pressler  
(Chairman)**

- Bundaberg CANEGROWERS Ltd Chairman
- Policy Council Member Queensland CANEGROWERS Organisation
- Director Bundaberg Regional Irrigators Group Ltd
- Elected QSL Grower Representative
- Member Industry Management Committee
- Member Bundaberg Irrigation Area Advisory Group
- Member Cane Quality Management Committee
- Member Harvesting and Transport Committee
- Member Bundaberg Water Committee
- Member Community Reference Group for the Burnett River Floodplain Action Plan



**Tanya Howard  
(Manager / Company Secretary)**

- Company Secretary Bundaberg Ag-Food and Fibre Alliance
- Member Cane Quality Committee
- Member Industry Management Committee
- Member Harvesting and Transport Committee
- Member QCGO Economics and Trade Committee
- Member Bundaberg Regional Ratepayers Association
- Director Regional Business HQ
- Cooperative Secretary Grain in Cane Cooperative
- Secretary EH & FC Churchward Sugar Industry Trust

**Dale Holliss  
(Project Officer)**



- Company Secretary Bundaberg Sugar Services Limited
- Company Secretary Bundaberg Regional Irrigators Group Ltd
- Member Australian Energy Regulators Queensland Jurisdictional Consultative Group
- Secretary Rural Water Use Efficiency Initiative Bundaberg
- Sugar Industry Representative on the Burnett Great Barrier Reef Marine Park Local Management Advisory Committee
- Member Energy Consumers Australia Consultation Group
- Member Energy Charter End Users Group
- Member Energy Qld Consumer Consultation Group
- Chair Ag Energy Taskforce
- Member Community Reference Group for the Burnett River Floodplain Action Plan





**Michael Cavallaro  
(Director)**

Chairman Bundaberg Sugar Services Limited  
Member Harvesting and Transport Committee  
Member Bundaberg Water Committee  
Member Coastal Burnett Groundwater Management  
Area Advisory Committee



**Dean Cayley  
(Director)**

Member Harvesting and Transport Committee  
Member Bundaberg Water Committee  
Director Grain in Cane Cooperative  
Vice-President Bundaberg Regional Ratepayers  
Association



**Samuel 'Sam' Ford  
(Director)**

Member Bundaberg Industry Management Committee  
Member Bundaberg Local Negotiations Team  
Member Harvesting and Transport Committee



**Anna Attard  
(Director)**

Director Bundaberg Sugar Services Limited  
Member Harvesting and Transport Committee  
Member Bundaberg Water Committee  
Vice-President Bundaberg Women in Sugar





DATE	MEETING	PURPOSE
01.07.2022	Accounting for Nature	To represent members
06.07.2022	Bundaberg Regional Ratepayers Association	To represent members
07.07.2022	Paradise Dam Working Group	To represent members
08.07.2022	Sharon McIntosh, QFF	To discuss local sugar industry issues
19 - 20.07.2022	QCGO Policy Council	To represent members
20 - 22.07.2022	National Irrigators Council	To represent members
27.07.2022	Burnett Mary Regional Group Board meeting	To represent members
08.08.2022	District Manager Monthly Meeting	To represent members
11.08.2022	SRA Weed Management Workshop	To represent members
18.08.2022	Director Induction Session	To receive an update on governance and accounting matters
22.08.2022	Bundaberg Burnett Strategic Water Assessment SAG	To represent members
25.08.2022	Finasucre and Bundaberg Sugar Ltd	To discuss matters of mutual interest
07.09.2022	Bundaberg Area Fire Management Group	To represent members
09.09.2022	Energy Q Tariff Structure Working Group	To represent members
09.09.2022	Bundaberg Burnett Strategic Water Assessment SAG	To represent members
12.09.2022	District Managers meeting	To receive update
20.09.2022	District Director Briefing	To receive update
27.09.2022	Coastal Burnett Groundwater Area Advisory Committee	To represent members
10.10.2022	District Managers meeting	To receive update
12.10.2022	Wide Bay Burnett Plant Extractives Feedstock Project	To represent members
13.10.2022	Bundaberg Regional Ratepayers Association	To represent members
14.10.2022	Chamber of Commerce	To represent members
17.10.2022	QCGO Farm Inputs Research Committee	To represent members
18 – 19.10.2022	QCGO Environment Committee	To represent members
20.10.2022	QSL Grower Representatives	To represent members
21.10.2022	Chamber of Commerce AGM	To represent members
24.10.2022	AgEnergy Social License Roundtable	To represent irrigators
27.10.2022	Bundaberg Bioeconomy conference	To represent members
27.10.2022	Bundaberg Regional Ratepayers Association	To represent members
03.11.2022	Millaquin workshop scale inspection	To ensure compliance with the Cane Analysis Program
10.11.2022	District Managers meeting	To receive update
15.11.2022	Reef Regulations information session	To represent members
18.11.2022	Sugar Industry Dinner and Awards Committee	Planning for 2022 Season event
21.11.2022	Soybean pre-season workshop	To receive update
29.11.2022	Cane Supply Contract negotiations	To represent members
29.11.2022 - 01.12.2022	Reef Water Quality conference	To represent members
01 - 02.12.2022	Ergon Energy briefing	To represent irrigators
05.12.2022	Bundaberg Regional Ratepayers Association	To represent members



DATE	MEETING	PURPOSE
07.12.2022	Draft Wide Bay Burnett Regional Plan information session	To represent members
12.12.2022	District Managers Meeting	To receive update
13.12.2022	Coastal Burnett Groundwater Area Advisory Committee	To represent members
15.12.2022	Energy Qld	To represent irrigators
15.12.2022	Bundaberg Regional Ratepayers Association	To represent members
05.01.2023	Bundaberg Regional Ratepayers Association	To represent members
16.01.2023	Regional Business HQ Board Meeting	To represent members
19.01.2023	Bundaberg Regional Ratepayers Association	To represent members
25.01.2023	EQL Tariff Session	To represent irrigators
02.02.2023	Bundaberg Regional Ratepayers Association	To represent members
03.02.2023	EQL Customer & Community Council Energy Charter	To represent irrigators
07.02.2023	Heidi Du Clou, SRA	To receive update on NIR
09.02.2023	Coastal Burnett Groundwater Area Advisory Committee metering shed meeting	To represent irrigators
13.02.2023	District Managers meeting	To receive update
14 - 16.02.2023	Energy Consumers Australia Conference	To represent members
15.02.2023	Young Growers Group	To represent members
15.02.2023	Russell Campbell, QSL	To progress with arrangements for QSL Direct
15.02.2023	STL Stakeholders meeting	To represent members
16.02.2023	Bundaberg Regional Ratepayers Association	To represent members
17.02.2023	Energy Charter Roundtable	To represent members
20 - 21.02.2023	QCGO Environment Committee	To represent members
20.02.2023	Regional Business HQ Board	To represent members
22.02.2023	QCGO Farm Input Research Committee	To represent members
23.02.2023	AiGroup HR Update	To receive update
23 - 24.02.2023	QSL Grower Representatives	To represent members
02.03.2023	End of Season Auditors meeting	To review 2022 Season report
06 - 07.03.2023	QSL Grower meeting	To represent members
08.03.2023	Energy Qld Customer & Community Council	To represent irrigators
08.03.2023	Energy Qld Ag Forum	To represent irrigators
09.03.2023	Burnett Regional Drought Resilience Plan workshop	To represent members
10.03.2023	Sugar Industry Dinner and Awards Committee	To finalise event arrangements
14 - 15.03.2023	QCGO Policy Council	To represent local members
15.03.2023	QCGO District Managers meeting	To receive update
16.03.2023	SRA Advanced Workshop on Knockdown herbicides	To receive update
16.03.2023	Bundaberg Regional Ratepayers Association	To represent members
20.03.2023	Regional Business HQ Board meeting	To represent members
21.03.2023	Coastal Burnett Groundwater Area Advisory Committee	To represent irrigators
21.03.2023	Sugar Terminals Limited	To represent members
22.03.2023	Qld Fire and Emergency Services	To receive annual update



DATE	MEETING	PURPOSE
27.03.2023	QCA Information session	To receive latest update
27.03.2023	Grain in Cane Board	To finalise arrangements for 2023 Season
29.03.2023	SRA Harvest Mate workshop	To receive update
30.03.2023	Bundaberg Burnett Strategic Water Assessment SAG	To represent irrigators
29.03.2023	QCGO Director Update	To receive update
04.04.2023	Bundaberg Regional Ratepayers Association AGM	To represent members
12.04.2023	Colin Boyce MP	To represent members
13.04.2023	SRA	To represent members
13.04.2023	Dinner with Deputy Opposition Leader Jarrod Bleijie	To represent members
17.04.2023	Regional Business HQ Board meeting	To represent members
18.04.2023	DeGunst Transport	To review transport arrangements
20.04.2023	Bundaberg Regional Ratepayers Association	To represent members
27.04.2023	SRA Regional Variety Committee	To discuss varieties
27.04.2023	QSL update	To represent members
02.05.2023	Women in Sugar State Conference	To represent members
11.05.2023	Energy Charter Better Practice Social Licence Guidelines	To represent members
11.05.2023	Pre-Season Audit Group	To represent members
11 - 12.05.2023	Regional Integrated Science Forum	To represent members
15.05.2023	Sunwater Customer Council	To receive updates
15 - 16.05.2023	Cane Analysis Auditor Workshop	To receive updates
17.05.2023	Bundaberg Regional Ratepayers Association	To represent members
17.05.2023	Paddock to Reef	To represent members
26.05.2023	QRIDA Directors	To represent members
31.05.2023	Sunwater	To represent members
31.05.2023	SDRIC Public Briefing (Inquiry into the Impact of Climate Change on Queensland Agricultural Production)	To represent members
31.05.2023	Bundaberg Regional Ratepayers Association	To represent members
01.06.2023	Energy Queensland Customer & Community Council	To represent members
01.06.2023	Energy Queensland Ag Forum	To represent members
02.06.2023	Bundaberg Burnett Strategic Water Assessment SAG	To represent irrigators
06.06.2023	WHS Managing the Risk of Psychosocial Hazards at Work	To receive update
14.06.2023	Bundaberg Regional Ratepayers Association	To represent members
15.06.2023	Towards Net Zero Bundaberg Cluster Session - Energy & Renewables	To represent members
16.06.2023	Regional Business HQ Board meeting	To represent members
21.06.2023	National Renewable in Ag Conference & Expo	To represent members
22.06.2023	WPS Rail Trail Briefing	To represent members
27.06.2023	Coastal Burnett Groundwater Management Area Advisory Committee	To represent members
29.06.2023	Mt Rawdon Pumped Hydro Project Briefing	To represent members



## LEADERSHIP

During the 2022/23 financial year Bundaberg CANEGROWERS' staff and directors continued a focus of being proudly member-focussed and farmer biased. They provided representation, leadership and services while promoting unity in the interest of growers. Bundaberg CANEGROWERS resourced strong advocacy campaigns targeting sustainable electricity and water pricing, water security and availability, transport, cane-firing and water quality-related issues including Reef Regulations. Our continued leadership has ensured that federal, state and local government politicians were in no doubt about the impacts of policy on members as well as the community, and our concerns in relation to these issues.

Our leadership ensured that federal, state and local government politicians were absolutely aware of the impacts of policy and red-tape on our members as well as the community, and our growers concerns in relation to these issues.

We work diligently with all policy makers at all levels to ensure our growers get the best outcome possible.

Bundaberg CANEGROWERS welcomed Tanya Howard into the role as Manager on 1 July 2022. Tanya has been a part of the Boards succession plan for the past three (3) years and was well placed to take on the roles of our core business of negotiating and the aftercare of the Cane Supply and Processing Agreement and the Cane Analysis Program as well as the many day to day operational aspects of Bundaberg CANEGROWERS.

### Electricity

#### *Small Business (irrigation) tariff development*

Our focus on achieving affordable electricity pricing for growers continued by working alongside Energy Qld and assisting in the development of two (2) tariffs that built on the existing time-of-use tariffs for small customers.

This work saw the release of two (2) new time of use tariffs intended to encourage daytime electricity usage to assist in the management of excess solar generation being fed into the grid. This means better network utilisation, shifting load from evening peak times to solar trough times, and for growers allowing increased productivity by enabling more affordable application of water to the crop. The low daytime and shoulder rates make Tariff 22C an attractive tariff to irrigators with the 24hr aggregated rate being lower than Tariff 20.

#### *Ag Energy Taskforce*

The Ag Energy Taskforce was established in September 2014 to enable representatives of the Australian agriculture sector to collaborate, build capacity and provide advocacy to originally alleviate the impact of high energy costs on agricultural industries. Its remit has expanded to many energy-related issues, including the transition to renewables.

The Taskforce is a group of representative bodies including National Irrigators Council, CANEGROWERS, National Farmers Federation, NSW Farmers, Queensland Farmers Federation, Central Irrigation Trust, Cotton Australia, New South Wales Irrigators Council, Bundaberg Regional



Bundaberg CANEGROWERS' staff from left: Courtney Moar, Matthew Leighton, Kate Odgaard, Dale Holliss and Tanya Howard



Irrigators Group, Winemakers Federation of Australia, Pioneer Valley Water, Dairy Connect, Australian Pork Limited and Murrumbidgee Groundwater.

Bundaberg CANEGROWERS is represented on the Taskforce and have participated in a number of reviews and inquiries. The focus of the Taskforce is to advocate for an electricity price that has a ceiling of sixteen (16) cents/kwh across the National Electricity market. This group has achieved a lot for irrigated agriculture.

**Reef**

The inclusion of our region into the reef regulation requirements in late 2019 has resulted in a lot of effort by Bundaberg CANEGROWERS aimed at having this region returned to its previous status. It is unjustifiable to include an area that is outside the Great Barrier Reef Marine Park that can have no impact on it.

Bundaberg CANEGROWERS provided representation at the BMRG Integrated Science Forum plus various discussions on reef regulations, the impact of the implementation of N&P Budgets and our concerns with the modelling frameworks used as a measure of water quality improvement. Unfortunately the work for the N & P Budgets has been bigger than expected.

The Office of the Great Barrier Reef commenced a review of reef regulations and the process will be done in parallel to the 2023 review of the Reef Scientific Consensus Statement. Unfortunately, OGBR do not consider any of the new emerging reef science and instead continue to use practice change as their measure of water quality improvement while the reviews continue. Considering the Burnett Mary region has lost approximately 10,000ha of cane land in the past five (5) years, which is not identified in the models, that there have been no new Reef Trust projects and a low appetite for Smartcane BMP accreditation, this means there is very little data available for the models to record practice change.

**GBRMPA Local Marine Advisory Committee**

Bundaberg CANEGROWERS' Project Officer Dale Holliss represents the Bundaberg regional sugar cane industry on this committee along with a range of community representatives.

**Water**

**Groundwater**

Coastal Burnett Groundwater Management Area Advisory Committee (CBGMAAC) remains an active, autonomous group representing all industry sectors and geographical areas of the CBGMA and continues to play a vital role in the Department's planning processes. Discussions are frank and transparent, and the group has had a major influence on key water resource planning outcomes, including



water sharing rules, control of seawater intrusion, specification of groundwater entitlements, groundwater monitoring and improved water use efficiency and sustainability.

Bundaberg CANEGROWERS has representation on the Coastal Burnett Groundwater Management Area Advisory Committee and continues to provide the secretarial requirements of that organisation.

The Committee provided feedback to the meter revalidation process noting the frustration around conflicting information, the lack of validators in the region and the higher than estimated costs. The cost of this process far exceeds the benefit.

The 2022/23 announced groundwater allocation was 84,844ML and metered use was 25,189ML. The 2021/22 metered usage was 22,650 ML.

Groundwater is an important source of irrigation and the sustainable extraction of this resource is key to the objectives of the committee.

**Surface Water**



Bundaberg CANEGROWERS Ltd

participates in the Bundaberg Burnett Water Assessment Strategic Group to ensure existing water security and future requirements are met.

The initial announced allocations for the Bundaberg Water Supply Scheme were calculated at 100% for all sections of the scheme for the 2022/23 year.

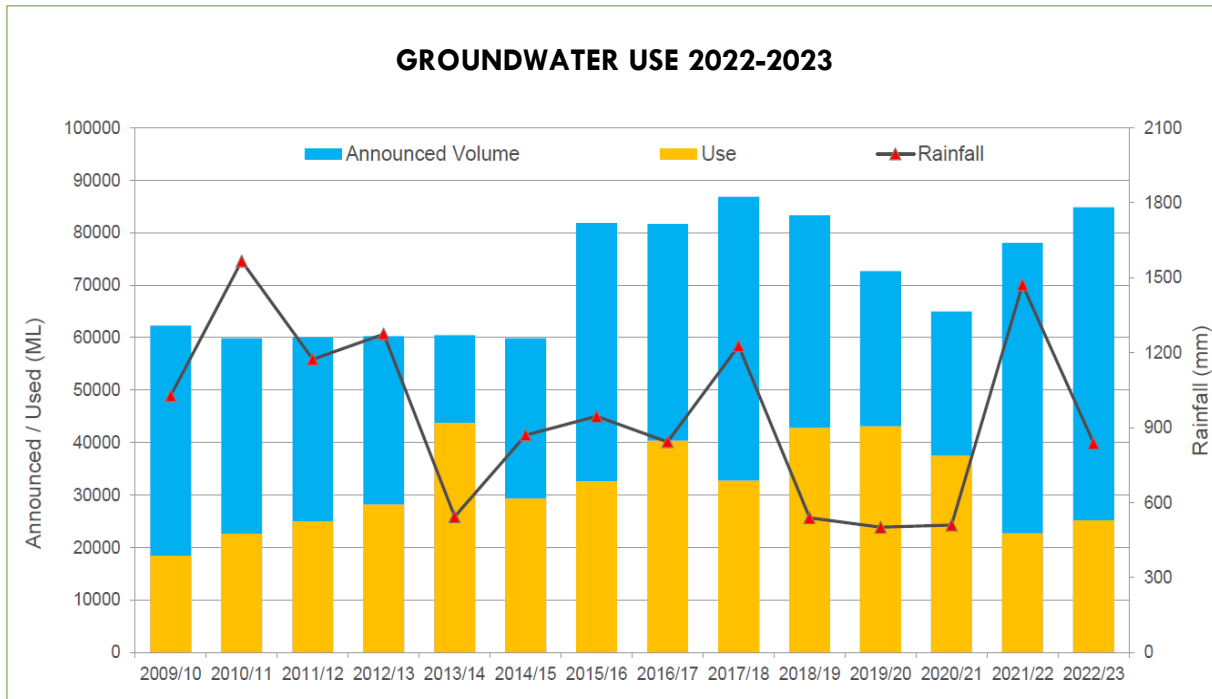
As Fred Haigh Dam was spilling over on 1 July 2022 carryover was not available from the 2021/22 water year. Paradise Dam commenced spilling over and carryover was cancelled effective 6 July 2022.

The total metered use for Irrigation for the SunWater Scheme for 2022/23 was 66,398ML or 40.06% of Irrigation Nominal Allocations of 165,755ML.

This water use reflects the improved rainfall experienced during 2022/23.

Sunwater irrigation customers in the Bundaberg Distribution Scheme are currently participating in a three (3) year electricity cost pass-through trial that allows scheme level electricity cost savings (if any) to be passed through to irrigation customers at the end of the financial year via a credit applied to eligible irrigation customer bills.

In 2021/22, Sunwater spent less on electricity than was recovered from customers in the Bundaberg Distribution Scheme which means eligible irrigation customers who used water in 2021/22 had a credit of \$13.26/ML applied to their bill in October 2022.



PUMPING FIGURES BUNDABERG 2022-2023		<b>sunwater</b> VOLUME DELIVERED/METERED ML					Distribution Efficiency %	Nominal Allocation Available	Nominal Allocation Delivered %
		Q1	Q2	Q3	Q4	TOTAL			
	YTD Pumped Volume ML	01-Jul-22	01-Oct-22	01-Jan-23	01-Apr-23	01-Jul-22			
PUMP STATION		30-Sep-22	31-Dec-22	31-Mar-23	30-Jun-23	30-Jun-23			
Gooburrum	14,924	856	2,400	3,671	4,309	11,236	75.28%	27,499	40.86%
Monduran	13,118	2,511	1,507	5,010	5,715	14,743	112.39%	38,571	38.22%
Abbotsford	281	15	70	30	84	200	71.08%	671	29.73%
ISIS	29,451	1,571	4,402	10,072	8,567	24,612	83.57%	61,607	39.95%
Woongarra	22,482	1,852	3,479	5,347	4,930	15,608	69.42%	37,407	41.72%
<b>Total</b>	<b>80,256</b>	6,805	11,857	24,131	23,605	66,398	82.73%	165,755	40.06%

Note: Allocation volumes exclude all Sunwater accounts



Bundaberg CANEGROWERS Ltd

### **PARADISE DAM POLICY**

- Ensuring consistency for existing nominal allocation holders, including reliability.
- Protecting and retaining nominal allocations within the Bundaberg Irrigation Area.
- Delivering alternative water infrastructure including, but not limited to, weirs and irrigation pipelines to facilitate future growth and ensure water security for the future.
- Identifying water constrained areas that require water security which will contribute to the development and economic growth of the region.
- Remedying the impediments (reliability, infrastructure) affecting the long-term water utilisation of this region particularly with regards to capacity of the various parts of the distribution system that will help to facilitate development and economic growth.
- Identifying and removing impediments to the efficient and effective operation of the local water market.

#### **Women in Sugar**

Bundaberg  
CANEGROWERS

auspice the Women in Sugar group and provide a meeting venue when required, administration and public liability insurance coverage.

For the 2022/23 financial year, office bearers were:

President: Krystal Golchert  
 Vice President: Anna Attard  
 Secretary: Hayley Loeskow  
 Treasurer: Katrina Chapman

In May women from all over Queensland came together to attend the 2023 Women in Sugar Australia Conference held in Bundaberg.



#### **Bundaberg Regional Ratepayers Association**



Bundaberg CANEGROWERS is a member of the Bundaberg Regional Ratepayers Association. Bundaberg Regional Ratepayers Association was established in 2022 to be a voice for ratepayers and residents, support decision making that incorporates integrity, equity and equality, build capacity within our community, support competent, relevant and transparent operations and decision making and to keep ratepayers and residents informed around key areas of decision making impacting individuals, families and businesses across the Bundaberg Local Government Area (LGA).



2023 Women in Sugar Australia Conference attendees





## SERVICES

Bundaberg CANEGROWERS has a long tradition of service to growers in this district. All of our staff think about how to make our members more profitable and we are committed to representing members interests in every area that can have an impact on their farming operation. We are needs based, outcomes focused and intentionally member biased.

### Membership Services Extension Officer

Bundaberg CANEGROWERS Membership Services Extension Officer Matt Leighton, is available to assist growers with general enquiries on a range of issues. Matt is a fully qualified agronomist with experience in cane as well as pulse crops.



Matt is associated with a wide range of activities and enquiries including:

- Updating the board of Bundaberg CANEGROWERS on issues or concerns affecting growers.
- Assisting growers with information about leasing cane farms as either the lessor or lessee, and normal payment terms.
- Providing information to government and natural resource groups, demonstrating that Bundaberg cane growers are not applying excess fertiliser and have very little runoff from the farms reaching the creeks, without passing through farm dams or tail water recycling pits.
- Assisting growers to comply with Reef Regulations including assistance with and preparation of N&P budgets.
- Providing advice on soybean agronomy, soybean costs and returns as well as general information on other break crops.
- Soy Australia board member to maximise the recognition of the district as a key soybean producer.
- Providing information on water trading including a likely trading range for both permanent and seasonal (temporary) trades, carryover water as well as attending groundwater meetings as required.
- Providing information and updates on issues affecting the movement of agricultural vehicles around the district.

### Grain in Cane Agronomy Service

During the past year Matt Leighton provided an agronomy service to one (1) grower representing sixteen (16) hectares of soybeans. This agronomy advice is a fee for service arrangement with the grower paying \$110 base fee plus \$22 per hectare. The grower who used this service achieved edible grain quality with a yield well in excess of the 2.8 tonnes per hectare district average and achieved a price in excess of \$800 per tonne of grain.

### Wage Service

Bundaberg CANEGROWERS continues to provide a wage service for growers and harvesting contractors. Employers must adhere to a list of Australian Taxation Office (ATO) rules and regulations as well as compliance with the Fair Work Act, National Employment Standards and the Sugar Industry Award.



With respect to legal compliance, Bundaberg CANEGROWERS' payroll services keep pace with the complicated, changing legislation and tax obligations associated with payroll, and our team pass this information on to our valued clients.

Over \$2.02 million in wages were recorded during the 2022/23 financial year on behalf of twelve (12) employers with seventy-four (74) employees.

This compared with \$1.97 million in wages recorded for the 2021/22 year for thirteen (13) active employers and eighty (80) employees.

The office processed superannuation contributions totaling over \$259,000 including additional contributions.

### Oreco

During the 2022 season, there were twenty-eight (28) contracted Bundaberg growers supplying 5,742 bales of trash weighing 2,780.36 tonnes to the Oreco factory, with a total value of \$137,543.35.

### Energy Check

Electricity is a major expense for irrigating farmers. As a service to our members, we offer a Bill Checking Service, where we review electricity bills, checking for billing errors and cost effectiveness of current tariffs. The aim is to ensure that a grower's electricity usage is aligned with the most cost-effective tariff to minimise c/kWh cost.



If a connection point is identified as having a high c/kWh cost, investigations can then be made as to why and what action may be required to bring the c/kWh down. This may include looking at what alternative tariff options are available or looking closely at usage patterns and time of use to minimise peak costs.

The Electricity Bill Check Service is delivered by our Projects Officer, Courtney Moar, and is available to all members of Bundaberg CANEGROWERS.

### Legal Representation

Chris Cooper provides a wide range of services to Bundaberg





CANEGROWERS’ members. Chris is principal of the law firm, CJ Cooper & Associates, and since 1983 has been legal consultant to CANEGROWERS. As well as providing legal services to members, Chris is retained by CANEGROWERS to provide legal services to the Australian, Queensland and District Cane Growers Organisation companies including Bundaberg CANEGROWERS.

As the organisation’s legal adviser he covers corporate governance matters, company constitutional issues, membership issues, company corporate compliance issues, property management and related issues and not-for-profit issues. General legal advice and consultation over the phone is a free service to members.

**Commissioner for Declarations**

Tanya Howard and Dale Holliss are both qualified as Commissioners for Declarations and are available to witness any document copies or Statutory Declarations growers may need certified.

**Members’ Crop Insurance**

One of the benefits of membership of Bundaberg CANEGROWERS is access to the state-wide crop insurance policy. The scheme operates on simple procedures with premiums deducted by levy, assistance with claims and ease of administration. The policy is also flexible, offering growers the ability to top-up their cover above the district level by paying a small additional premium.

All Bundaberg CANEGROWERS’ members have crop insurance cover as part of their membership fee. For the 2022 season, the cover was set at \$45 per tonne with a nil excess and covers growers for:

- Total crop loss from unharvested cane after a fire;
- Partial crop loss from reduced yield of a harvested crop after a fire; and
- The loss of a trash blanket and the cost of re-establishing the crop after the fire in a trash blanket.

Members are also able to take out top - up insurance cover, to “Top-Up” their insurance beyond \$45 per tonne with the payment of additional premium.

**CANEGROWERS General Insurance Scheme**

CANEGROWERS Insurance Scheme is owned by growers and commenced in 2012 to look after growers’ insurance needs.



Wide Bay Authorised Representative Ray Goodwin has extensive experience in looking after the insurance needs of the rural sector and has assisted many of our growers to ensure that their insurance cover is tailored to their requirements. Ray provides a personalised on-farm service to growers servicing a full range of insurance products including rural, commercial and personal insurance policies.

Ray has access to a broad range of insurance products and alternative underwriters so that appropriate insurance cover can be obtained for all aspects of a grower’s business at the best price. Ray can assist members with a review of their current insurance cover to ensure that they have all aspects of their business adequately insured.

This service provides all members with the opportunity for a review of their insurance cover and provides advice and recommendations as required.

**Communication**

**Newsletter**

The Bundaberg District Canegrower Newsletter is produced in-house and aims to provide our growers with the information that they need in a timely manner. In addition to our grower members, we circulate the newsletter to a wide range of industry stakeholders, community leaders and politicians so that they can be better informed on issues facing the industry. Our newsletter is also available on our website.

**Website**

Our website was launched in 2012 and we review the content weekly to ensure that all information is current and accurate. The website is desktop and smart device friendly.

**X (Twitter)**

Bundaberg CANEGROWERS holds an X account under the handle @bundyCANEGROWER for the purpose of keeping up to date with media and political interests and we use this profile to share information and media releases to a wider, industry-based audience. The account has been active since February 2015.

**Facebook**

Our Facebook page was started in 2020 to promote the organisation and the sugar industry to a wider audience including the general public. The page is used to promote the positive aspects of the industry as well as share important information.

**Bundaberg Cane Audit Service**

The audit service was carried out by a team of three (3) part time auditors: Courtney Moar, Katie Paulsen and Heather Best.

Manual corrections made by Cane Auditors to data for first expressed juice samples are presented in the table below. The percentage values for manual corrections and missed samples are calculated from ‘potential samples’, being the sum of the actual samples analysed, and the missed samples. The percentage of dry samples is calculated from total deliveries of cane.

Mill	CCS Samples	Missed	Dry	Manual Corrections
Millaquin	27,825	509 (1.80%)	745 (2.56%)	512 (1.81%)



### **Weighbridges**

Taring of all rail bins was carried out pre-season and when repairs were made to bins throughout the season. Truck shop scales were checked with the standard weight on Tuesdays in the presence of the Auditor and the Certificate of Weight Check provided to Auditors for filing.

Standard weight tests were performed weekly on Millaquin rail weighbridge during the scheduled maintenance stops to comply with the Program. All tests performed were within the tolerance range.

The taring of multilift bins was also done pre-season. The Millaquin road weighbridge was checked against the dispatch weighbridge on a weekly basis by the Auditors. On occasion the weight test had to be reformed due to wind or rain causing the despatch scales to fluctuate by up to 0.06t, with  $\pm 0.02$  being the limit of tolerance. Repeated tests were always within acceptable limits and no further action required.

The dummy bin was weighed each eight-hour shift and was within tolerance limits on each occasion, apart from Tuesday 9th August during Week 9 on the 4-12 shift, the roll weight was conducted but not committed. In addition, on November 5<sup>th</sup>, during the 8-4 shift, the roll-on weight was recorded as 6.16t which is outside of tolerable limits.

At the start of Week 18 it was identified that the 2nd bin after the dummy bin had recorded a lighter than usual weight on a few occasions where the dummy bin was being manually spotted through the tippler. This resulted in a partial weight of both the bin in question and the bin prior being recorded whilst moving across the scales. The issue was caused by the implementation of a new automated system for the dummy bin weight test. For the continuation of the season, Weighbridge Operators checked the weights of the dummy bin and subsequent bins against the encoder and made note of any potential weight deviations which were then passed on to the Units Clerk for adjustment.

There were 1,158 'camera view' bin checks done via the laboratory computer during the season. These were found to be incorrect on three (3) occasions. On one occasion all bins for two (2) samples were out of sequence but caused no contamination. For the other two (2) cases the weighbridge operator was already aware and working on resolving it or was made aware and it was promptly corrected.

### **No. 1 Mill**

Over the season 38% of inspections of No. 1 Mill resulted in reports of unsatisfactory hygiene which was mainly due to juice and froth covering the floor area in front of No. 1 Mill. Leuconostoc growth was evident on multiple occasions towards the later end of the season. It was brought to the Auditors attention the Rovers inability to clean inside No.1 Mill frequently and effectively as, immediately after the Mill stops for maintenance, arcing commences and only ceases upon Mill start.

During Week 11 it was raised that the guards and juice cone at No.1 mill could do with more thorough cleaning. There was a build-up that would not wash away with hot water and would require physical scrubbing to remove. This was suggested again in Week 12 and Week 26 when there were persistent Leuconostoc build-ups on the floor in front of No.1 Mill that could not be removed during steamouts without mechanical/physical assistance, as the hot water and sanitiser were ineffective against constant foam and juice overflowing onto the floor. The addition of chlorine to No.1 Mill to improve sanitation was reported to the Auditor Friday of Week 26. Four (4) overflows of the sample tray were noted during the season.

Hosing at the top of No.1 mill was noticed a couple of times towards the first half of the season and was brought to the attention of the shift supervisors; 1 validation sample was removed as a result.

### **Interaction with Growers**

There were a total of four (4) queries (one of which required 71 samples to be investigated) from Growers, Grower Services Officers and Bundaberg CANEGROWERS during the season. These were investigated by Audit staff and resolved by the procedure in Appendix G of the Cane Analysis Program.

At Millaquin, Auditors contacted Grower Services Officers on 367 occasions resulting in 16 changes being made. These changes involved variety, class, block numbers and green/burnt.

A total of 282,140t (26%) of the total cane supply was crushed more than 24 hours after harvest. Of this, 163,280t or 58% of the delayed cane was Grower supplied cane. Cut to Crush issues of Grower supplied cane were investigated and referred to the Cane Supply Manager if required. CCS was adjusted for four (4) delayed samples.

Pre and post season meetings were held with Senior Mill Management, Program Supervisor/NIR Coordinator, Auditors and CANEGROWERS' Representatives to discuss operational issues and findings from the seasonal audit activities. Laboratory Analysts who are well trained, diligent and are prepared to adhere to the specific requirements of the Cane Analysis Program with regards to juice and fibre analysis remain a critical component in ensuring the continued effective operation of the cane analysis system.



*BCL Cane Analysis Auditor Courtney Moar overseeing lab analysis*



## **BUNDABERG MILLS PRODUCTION STATISTICS 2018 to 2022 Seasons**

### **CRUSHING STATISTICS - BUNDABERG DISTRICT**

	2022	2021	2020	2019	2018
<b>Crushing Commenced #</b>	27 June	21 June	6 July	1 July	18 June
<b>Crushing Finished</b>	30 December	17 December	24 October	13 October	21 October
<b>Average Season Length (Weeks) #</b>	26.5	25.4	15.6	14.8	17.8
<b>Average Wet Weather Lost Time (Days) #</b>	28.5	30.46	5.76	0.5	4.7
<b>Tonnes Cane Harvested from Mill Area *</b>	1,085,255	936,828	1,047,595	1,095,130	1,315,907
<b>Hectares Harvested in Mill Area *</b>	11,647	11,892	13,752	15,461	18,050
<b>Hectares Unharvested in Mill Area</b>	942	863	267	8.15	159
<b>Yield (Tonnes/Hectare) *</b>	93.18	78.77	76.2	70.8	72.9
<b>Average CCS</b>	13.16	14.18	14.67	14.60	14.80

### **PRODUCTION AND VALUE**

	2022	2021	2020	2019	2018
<b>Manufactured Sugar (Tonnes IPS)</b>	135,505	129,725	153,032	159,852	196,101
<b>Value of Sugar Production \$M</b>	89.84 <sup>1</sup>	74.28	65.991	69.061	74.24
<b>Estimated Value of Queensland Sugar Production \$M</b>	2,274.68 <sup>2</sup>	2,238.15	1,853.23	1,697.17	1,676.75
<b>Estimated Value of Bundaberg Production as Percentage % of State</b>	3.95% <sup>2</sup>	3.32%	3.56%	4.07%	4.43%

# Excludes early season cane

\* Includes mill area cane condemned after crushing

<sup>1</sup> Bundaberg Mill area sugar price of \$663.00/t

<sup>2</sup> Determined by using Harvest Pool Price announced by Queensland Sugar Ltd of \$663.77/t



## **BUNDABERG PRODUCTION STATISTICS 2018 to 2022 Seasons**

### **NUMBER OF GROWERS AND CPA**

	2022	2021	2020	2019	2018
<b>Number of Growers</b>	150	151	168	198	225
<b>Number of CPAs</b>	150 <sup>1</sup>	151 <sup>1</sup>	168 <sup>1</sup>	198 <sup>1</sup>	225 <sup>1</sup>
<b>Total CPA (Hectares)</b>	23,536	31,834	32,447	33,272	32,732

### **GREEN CANE HARVESTING**

	2022	2021	2020	2019	2018
<b>Cane Crushed<sup>2</sup> (Tonnes)</b>	1,085,485	936,828	1,047,595	1,095,130	1,315,907
<b>Cane Cut Green (Tonnes)</b>	1,014,301	880,987	984,186	984,251	1,122,986
<b>Percentage % Green</b>	93.4	94.0	93.9	89.9	85.3

### **MECHANICAL HARVESTING**

	Tonnes Cane <sup>2</sup>	Percentage % of Total	Number of Machines
<b>Total Cut by Cane Growers Not Contracting Outside their Own Farm</b>	95,422	8.79%	14
<b>Total Cut by Co-operative Groups</b>	47,749	4.40%	3
<b>Total Cut by Cane Grower / Contractors on Own Property and for Other Farms</b>	695,554	64.08%	27
<b>Total Cut by Independent Contractors</b>	246,760	22.73%	7
<b>TOTAL</b>	<b>1,085,485</b>	<b>100%</b>	<b>51</b>

<sup>1</sup> The CPA count has changed from individual growers to combined business units which may include multiple farms, CPA's and ABN's, as long as they are managed by the same entity.

<sup>2</sup> Includes mill area cane condemned after crushing.



Bundaberg CANEGROWERS Ltd

ABN 66 110 868 801

Canegrowers' Building  
32 Bourbong Street  
(PO Box 953)  
BUNDABERG QLD 4670

Ph: (07) 4151 2555

Fax: (07) 4153 1986

Email: [bdb\\_office@bdbcanegrowers.com.au](mailto:bdb_office@bdbcanegrowers.com.au)

---