



# Bundaberg CANEGRROWERS Ltd

ACN 110 868 801

## Annual Report 2023/24





## **BUNDABERG CANEGROWERS LTD**

### **Chairman**

Mark Pressler

### **Directors**

Dean Cayley  
Michael Cavallaro

Anna Attard  
Samuel (Sam) Ford

### **Auditor**

DGZ Chartered Accountants

### **Solicitor**

CJ Cooper & Associates

### **Staff**

#### ***Manager / Company Secretary***

Tanya Howard  
*[B.Acct, Commissioner for Declarations, Registered BAS Agent]*

#### ***Project Officer***

Dale Holliss  
*[MSc Env. Mgt, Grad Dip Ag Econ, BAppSC Hort Tech, Commissioner for Declarations, GAICD]*

#### ***Membership Services Extension Officer***

Matthew Leighton  
*[B.Agr.Sc.]*

#### ***Project Officer/Cane Analysis Auditor***

Courtney Moar

#### ***Cane Analysis Auditor***

Heather Best  
Katie Paulsen

#### ***Accounts / Administrative Assistant***

Kate Odgaard  
*[Registered BAS Agent]*

#### ***Receptionist /Administrative Assistant***

Lucy Damm

## **QUEENSLAND CANE GROWERS POLICY COUNCIL MEMBER**

Mark Pressler

## **QUEENSLAND SUGAR LIMITED GROWER REPRESENTATIVE**

Anna Attard

---





## CHAIRMAN'S REPORT 2023/24

The following report covers the financial year from 1 July 2023 to 30 June 2024 including the 2023 sugar cane season.

The 2023 sugar cane season was one of the driest seasons on record and led to extraordinarily high CCS results, the highest average CCS since 2018, plus an early November finish with no standover and followed shortly after by rain and storms. Matched with high sugar prices it brought with it some much needed positivity for our industry.

The crop estimate for 2023 season was 1,060,000 tonnes and Millaquin Mill commenced the pre-crush of non-relative plantation cane on Monday, 29 May 2023, which saw 96,485.92 tonnes of cane processed (including organic), followed by the commencement of core season cane on Monday, 19 June 2023. Millaquin Mill crushed a total of 989,298 tonnes for an average CCS of 14.74, ceasing operations on Tuesday, 7 November 2023.

During Week 17 of the crush the No. 1 mill drive shaft roller failed and required major repairs. A decision was made to bypass No. 1 mill, relocate the NIR to No. 2 mill to provide payment analysis following calibration, and continue crushing while repairs were being undertaken.

During Week 19 of the crush No. 1 mill was reinstated, the NIR reinstalled to its former position at No. 1 mill and recalibration undertaken once again. The efforts of mill staff and our audit team are commendable and resulted in far less down-time from this incident than what may have otherwise occurred should No. 1 mill not have been bypassed. Bundaberg CANEGROWERS has a full contingent of auditors providing full audit coverage at the mill to ensure growers are receiving a fair deal.

Bundaberg Sugar was able to achieve a very credible performance by Millaquin Mill this year and our assessment was that mill availability was around ninety-four percent (94%). This put Millaquin Mill near or on top of the performance of all Queensland mills. A total of 1.2 days was lost due to wet weather.

Bundaberg Sugar was put on the market during 2023 although was taken off the market only a few months later giving growers and Bundaberg Sugar staff some positive direction for the future.

We work closely with Bundaberg Sugar management in representing growers' needs and I would particularly like to acknowledge Guy Basile, Rob Zahn, Matthew Curtis and Michael Green for their efforts during the 2023/24 financial year. 2023/24 saw some great achievements gained for the Bundaberg sugar industry and we resourced a number of strong advocacy campaigns targeting rates, electricity pricing, reef regulations, transport, input costs and irrigation water issues.

The extreme dry and windy weather during the 2023 season saw local fire bans put in place and permission

for only standing cane to be burnt during limited hours. Our advocacy ensured an understanding of the practice of burning standing cane, why it is an essential practice for our industry and ensured a fire ban exemption remained for the local sugar industry.

Reef regulation requirements were introduced to our region in 2019 and Bundaberg CANEGROWERS remain strongly opposed to regulations for the Burnett Mary catchment. It is unjustifiable to include a region outside the Great Barrier Reef Marine Park that can have no impact on it. However, we continue to support our growers to meet their regulation requirements including assistance with soil tests, record keeping and N & P Budgets.

Bundaberg CANEGROWERS has representation on the Coastal Burnett Groundwater Management Advisory Committee and continues to provide secretarial requirements of that organisation. Following the announcement of meter revalidation requirements we briefed MPs Deb Frecklington and Stephen Bennett on the burden of Groundwater metering validation requirements, the increased costs associated with bringing meters and associated infrastructure up to the new specifications, whilst also seeking an extension and financial support. The cost of this process far exceeds the benefit for our region.

We have direct representation on the Paradise Dam Reference Group and Sunwater, Federal and State politicians state they're fully committed to rebuilding a new Paradise Dam wall 70m downstream of the existing wall to ensure a safe, secure water supply for the Bundaberg region. Paradise Dam pre works have begun albeit we are waiting on environmental approvals and costings before the government will give contractors the green light to commence work on the construction of the new dam, this could take a considerable amount of time and we are concerned that the urgency to build the new Paradise Dam is waning and that the building of Olympic infrastructure and Clean Energy infrastructure will be to the detriment of the timely rebuilding of Paradise Dam. In the meantime, we are appreciative that Sunwater has again committed to quarantining unsold Paradise water from the announced allocation process.

Energy is paramount to irrigated agriculture and electricity remains one of our largest input costs. Following the introduction of the solar soak tariff, Tariff 22C, our Electricity Bill Check service has ensured that growers remain on the best tariff to suit their situation and that new tariffs are promoted and understood. It is in everyone's interest to keep input costs as low as possible.

Bundaberg CANEGROWERS is opposed to any mining activity on farmland and attended the MDL3040 Community Forum held in December and met with Minister for Resources, Hon. Scott Stewart, Member for Bundaberg, Tom Smith MP and Member for Burnett, Stephen Bennett MP on the progress of Fox Resources' Mineral Development



License (MDL) 3040. We also represent irrigators and growers on the Fox Resources Regional Reference Group and remain opposed to any mining application which could jeopardise agricultural land, groundwater and the Bundaberg Irrigation Scheme. The Bundaberg Region relies heavily on agriculture for its economic strength and any threat to our irrigation supplies is not acceptable.

The National Heavy Vehicle Regulator (NHVR) became the regulator not only for issuing permits for travel, but now also has the power of enforcement. Enforcement of the covering of loads will have an impact on cane growers, harvesting contractors and mill transport operations and we have continued discussions with NHVR how best to manage this issue given the difficulty of covering haulouts, multilifts and mill bins.

Bundaberg growers gained full access to the QSL Direct Portal effective for the 2023 Season onwards. QSL held three (3) shed meetings in March to provide updates on the new payment regime from the beginning of the 2024 season and gave some insight as to what the markets might do into the future. QSL also ran a series of workshops in April for growers to learn more about the features of QSL Direct.

In conjunction with Bundaberg Sugar, we welcomed Kepnock Year 12 Chemistry students on a lab and mill tour to allow students to see first-hand how the cane analysis laboratory is run and how tests are performed, as well as take students on a mill tour to observe the process of extracting sugar from cane. Educating students on the importance of our industry as well as the careers it offers, is important for our future success.



The Local Election campaign was held in March 2024 and in conjunction with Bundaberg Ag-Food & Fibre Alliance, we led the campaign to replace former Mayor Jack Dempsey as a result of Council's earlier rates grab of up to 235% on Category 9 ratepayers. Following our campaign, we welcomed Helen Blackburn to the role of Bundaberg Regional Council Mayor. We look forward to working with Helen and fellow Councillors over the next four (4) years. We also continue to provide support to the Bundaberg Regional Ratepayers Association which was formed to represent and support local ratepayers.



I acknowledge on behalf of Bundaberg CANEGROWERS and thank our Mayor and Councillors, and our local members of Government both State and Federal for their support in 2023/24. Their continued support to gain a better outcome for growers is much appreciated. All three (3) levels of government can have a profound impact on what we do as an organisation and on how we individually operate our farms.

I also recognise our fellow industry service providers, Bundaberg Sugar Services Limited, Bundaberg Regional Irrigators Group, QSL, STL, Sugar Research Australia and Women in Sugar for their valued services and products. We have strong mutually beneficial and professional relationships with all of our industry service providers including Bundaberg Sugar. We collaborate where we can but, when necessary, recognise that our members come first in every instance.

To those members who have lost family and loved ones in the past year, I offer the Board's and staff's sincere and heartfelt condolences.

We are facing challenging times, and the Board and staff of Bundaberg CANEGROWERS remain committed to providing grower biased, needs based and outcome focussed services, representation and leadership.

We have hard working and capable staff and on behalf of the Board and members, I thank them for all that they do to ensure we are represented.

Thanks also to my fellow Directors for their valued input and support over the past year and finally, thank you to you, our members.

**Mark Pressler**  
**Chairman**



## 2023 BUNDABERG SEASON OVERVIEW

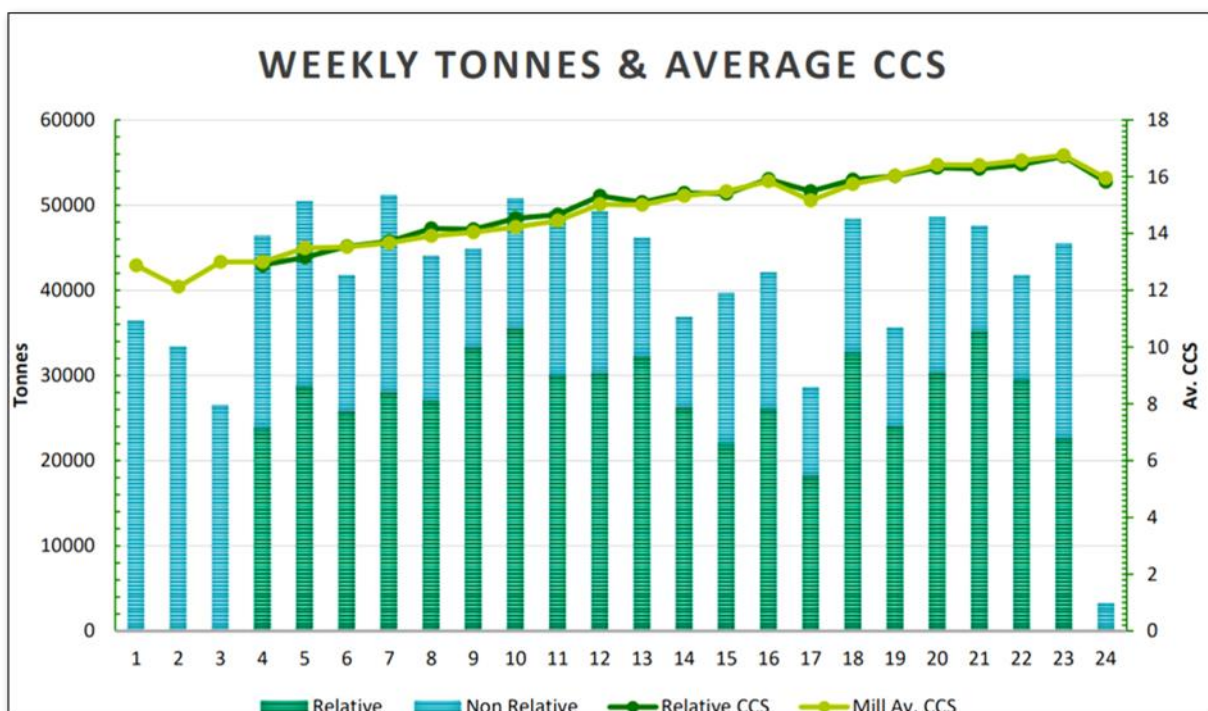
Millaquin Mill commenced the pre-crush of non-relative plantation cane on Monday, 29 May 2023, which saw 96,485.92 tonnes of cane processed, followed by the commencement of core season cane on Monday, 19 June 2023.

Millaquin crushed in continuous crushing mode ceasing operations on Tuesday, 7 November 2023.

The table below shows the total tonnes of cane crushed and seasonal average CCS:

Mill	Tonnes through Rollers	Mill Average CCS	Tonnes Assigned Area
Relative	562,407.66	15.06	562,407.66
Non-Relative	426,890.67	14.33	426,890.67
TOTAL	989,298.33	14.74	989,298.33

There was no condemned cane crushed this season.



### 2023 Season Final Harvest Pool Price

The final QSL Harvest Pool price for the 2023 Season was set at \$820.00 per tonne IPS after including the value of the Shared Pool Element and the Loyalty Bonus.

Individual forward pricing arrangements may vary the final price received.

The Net Pool Price is the price payable for a pool in accordance with the QSL Common Pool Terms to a Participant under a OSA Grower Agreement, SMA Grower Agreement or an SMA inclusive of the Shared Services Rebate. The actual net prices payable to a Participant become final at the end of the relevant season.

The individual pricing components are set out in the following table:

	Harvest Pool
	AUD/Tonne
Final Gross - Actual	\$811.27
Share Pool – Actual	\$37.75
Net – Actual	\$849.02
<b>Net QSL IPS</b>	<b>\$820.00</b>

**Cane Price 2023 Season**

At the average individual mill CCS growers received the following average cane price:

	Average CCS (Relative)	Average Price / Tonne Cane
Millaquin	15.06	\$82.27

**Weekend Harvesting Allowance**

Our Collective Agreement has capacity for an allowance to be paid for cane harvested on weekends. The allowance is adjusted every year on 1 April according to the movement in the minimum weekly wage rate for a cane harvesting employee (Level 1).

For the 2023 season the allowance was \$1.22 per tonne for cane harvested on the weekend.

**Burnt Cane Deduction**

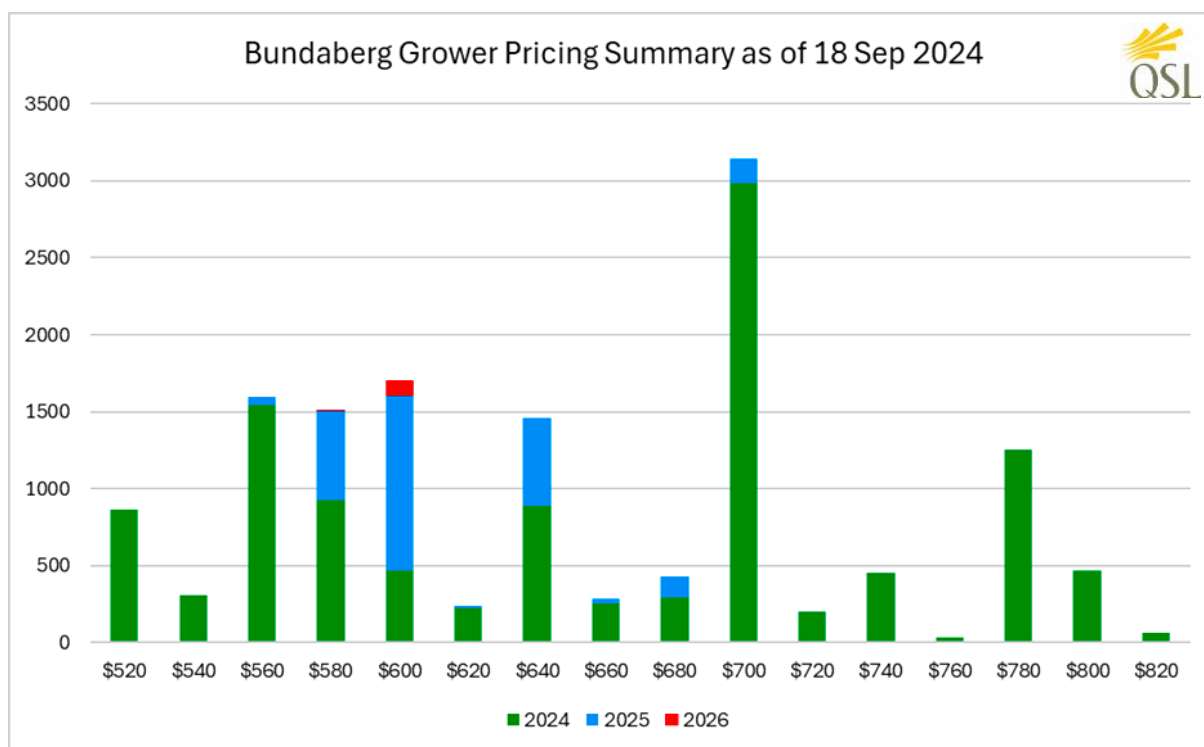
Our Collective Agreement has a clause which enables reimbursement of the burnt cane penalty where cane is burnt in order to improve cane quality or increase productivity. This was 9.8 cents per tonne delivered.

**Forward Pricing**

Bundaberg growers have a range of individual and long term target pricing options available to them through QSL Direct, the online grower portal that has been designed to enable growers who have a Grower Pricing Agreement (GPA) in place with QSL to:

- Monitor their QSL GEI Sugar tonnage and allocations.
- Nominate GEI Sugar tonnes to QSL-Managed Pools and Grower-Managed Pricing Products.
- Place, cancel, edit and monitor orders for Grower-Managed Pricing Products.
- Receive QSL payment statements
- Access GPA information.
- Access sugar market information and the latest QSL news.

Below is a summary of the forward pricing achieved as of 18 September 2024.



Bundaberg CANEGROWERS Ltd

**OUR VISION**

**TO ENSURE A SECURE AND PROFITABLE FUTURE  
FOR BUNDABERG CANE GROWERS.**





## REPRESENTATION



Bundaberg CANEGROWERS Ltd

# Representation on Your Behalf

1 July 2023 to 30 June 2024

The Chairman, Elected Members and Staff of Bundaberg CANEGROWERS  
represented cane growers on a number of occasions.  
Executive Members and Staff also attended many meetings and other engagements in their own time.

Bundaberg CANEGROWERS elected members and staff provide leadership and represent our members on a wide range of environmental, agri-political and economic bodies.

Some of these are listed below:



**Mark Pressler**  
**(Chairman)**

Policy Council Member Queensland  
CANEGROWERS Organisation  
Member Fox Resources Regional Reference Group  
Member Paradise Dam Reference Group  
Member Industry Management Committee  
Member Bundaberg Irrigation Area Advisory Group  
Member Cane Quality Management Committee  
Member Harvesting and Transport Committee  
Member Bundaberg Water Committee  
Member Community Reference Group for the Burnett  
River Floodplain Action Plan



**Tanya Howard**  
**(Manager / Company Secretary)**

Company Secretary Bundaberg Ag-Food  
and Fibre Alliance Ltd  
Member Cane Quality Committee  
Member Industry Management Committee  
Member Harvesting and Transport Committee  
Member QCGO Farm Inputs and Research Committee  
Member Bundaberg Regional Ratepayers Association  
Director Regional Business HQ  
Cooperative Secretary Grain in Cane Cooperative  
Secretary EH & FC Churchward Sugar Industry Trust  
Member Paradise Dam Reference Group



**Dale Holliss**  
**(Project Officer)**

Company Secretary Bundaberg Sugar Services Limited  
Executive Director Bundaberg Ag-Food and Fibre Alliance Ltd  
Director / Company Secretary Bundaberg Regional Irrigators Group Ltd  
Member Energy Charter End Users Group  
Member Energy Qld Consumer Consultation Group  
Chair Ag Energy Taskforce





**Michael Cavallaro**  
**(Director)**

Chairman Bundaberg Sugar Services Limited  
Member Harvesting and Transport Committee  
Member Bundaberg Water Committee  
Member Coastal Burnett Groundwater Management  
Area Advisory Committee



**Dean Cayley**  
**(Director)**

Member Harvesting and Transport Committee  
Member Bundaberg Water Committee  
Director Grain in Cane Cooperative  
Vice-President Bundaberg Regional Ratepayers  
Association (*resigned 30 January 2024*)



**Samuel 'Sam' Ford**  
**(Director)**

Member Bundaberg Industry Management Committee  
Member Bundaberg Local Negotiations Team  
Member Harvesting and Transport Committee



**Anna Attard**  
**(Director)**

Director Bundaberg Sugar Services Limited  
Director Bundaberg Regional Irrigators Group  
Member Harvesting and Transport Committee  
Member Bundaberg Water Committee  
Vice-President Bundaberg Women in Sugar  
Elected QSL Grower Representative  
Director Bundaberg Regional Irrigations Group





DATE	MEETING	PURPOSE	
04/07/2023	Deb Frecklington MP and Stephen Bennett MP	To represent irrigators	Tanya Howard Matthew Leighton
06/07/2023	Bundaberg Water Supply Scheme   Irrigation Price Path - Stage 2 Engagement	To represent irrigators	Dale Holliss
10/07/2023	District Manager's meeting	To receive update	Tanya Howard
13/07/2023	SRA Activity meeting	To receive update	Tanya Howard
14/07/2023	Coastal Burnett Groundwater Area Advisory Committee	To represent irrigators	Dean Cayley Dale Holliss Matthew Leighton
17/07/2023	Dilip Nellikat, Bundaberg Regional Council	To represent members	Matthew Leighton
20/07/2023	SRA Field Day	To receive update	Tanya Howard Matthew Leighton
26 – 27/07/2023	QCGO Policy Council	To represent members	Mark Pressler Tanya Howard
02/08/2023	District Manager's meeting	To receive update	Tanya Howard
03/08/2023	Bundaberg Regional Ratepayers Association	To represent members	Dean Cayley Tanya Howard
10/08/2023	SRA Activity meeting	To receive update	Tanya Howard
16/08/2023	QSL Review and Feedback	To receive update on roll-out of QSL Direct	Tanya Howard
18/08/2023	Review of Rural and Regional Adjustment Act 1994	To receive progress update	Tanya Howard
21/08/2023	Regional Business HQ Board meeting	To represent members	Tanya Howard
22/08/2023	QCGO District Director Briefing	To receive update	Mark Pressler Tanya Howard
05/09/2023	Evolution Mining Mt Rawdon Pumped Hydro	To represent members and irrigators	Mark Pressler Dean Cayley Dale Holliss Tanya Howard
06/09/2023	Energy Qld Customer Council	To represent irrigators	Dale Holliss
14/09/2023	Bundaberg Regional Ratepayers Association	To represent members	Dean Cayley Tanya Howard
03/10/2023	Bundaberg Burnett Agrifood & Fibre Sustainability Summit	To represent members	Matthew Leighton
05/10/2023	Soybean Masterclass	To represent members	Matthew Leighton
06/10/2023	QCGO Farm Input & Research Committee	To represent members	Tanya Howard
10/10/2023	District Manager Meeting	To receive update	Tanya Howard
10/10/2023	Soy Australia AGM	To represent members	Matthew Leighton
11/10/2023	Energy Queensland Ltd Customer & Community Council	To represent members and irrigators	Dale Holliss
11/10/2023	PowerLink	To represent members and irrigators	Dale Holliss
16/10/2023	Regional Business HQ Board	To represent members	Tanya Howard
17/10/2023	QCGO Environment Committee	To represent members	Mark Pressler
19/10/2023	Sugar Terminals Ltd Update	To represent members	Mark Pressler Tanya Howard Dean Cayley Matt Leighton
19/10/2023	SRA Southern District Activity Update	To receive update	Tanya Howard
24-25/10/2023	Bundaberg Bioeconomy Conference	To receive update	Tanya Howard
26-27/10/2023	QSL Grower Rep Meeting	To represent members	Anna Attard
30/10/2023	Sugar Industry Award Training	To receive updates	Tanya Howard Kate Odgaard



DATE	MEETING	PURPOSE	
02/11/2023	SRA Southern District Activity Update	To receive update	Tanya Howard
09 - 10/11/2023	QCGO Policy Council	To represent members	Mark Pressler
13/11/2023	Bundaberg Regional Ratepayers Association	To represent members	Tanya Howard Dean Cayley
16/11/2023	Matt Taylor, Burnett Mary Regional Group	To represent members	Tanya Howard Dale Holliss Courtney Moar
16/11/2023	SunWater QCA Irrigation Pricing	To represent members and irrigators	Dale Holliss
21/11/2023	Regional Business HQ Board AGM	To represent members	Tanya Howard
22/11/2023	Japanese Research Delegation	To represent members	BCL Board Tanya Howard
28/11/2023	Bundaberg to Gin Gin Rail Trail Update	To represent members	Tanya Howard
30/11/2023	SRA Southern District Activity Update	To receive update	Tanya Howard
01/12/2023	Lisa Devereaux & Dr Dr Seona Casonato	To represent update	Matthew Leighton
03/12/2023	MDL3040 Community Forum	To represent members	Tanya Howard Matthew Leighton
04/12/2023	Ag Energy Taskforce	To represent members	Dale Holliss
04/12/2023	Bundaberg Regional Ratepayers Association	To represent members	Tanya Howard Dean Cayley
05/12/2023	Mt Rawdon Briefing	To represent members	Dale Holliss
10/10/2023	District Managers Meeting	To receive update	Tanya Howard
14/12/2023	SRA Southern District Activity Update	To receive update	Tanya Howard
19/12/2023	Coastal Burnett Groundwater Area Advisory Committee	To represent members and irrigators	Matthew Leighton
08/01/2024	District Managers Meeting	To represent members	Tanya Howard
11/01/2024	Paradise Dam Briefing	To represent members	Mark Pressler Tanya Howard Dale Holliss
15/01/2024	SRA Grower Focus Group: SRA Independent Review	To represent members	Mark Pressler
16/01/2024	Horticulture Development in the Bundaberg Region	To represent members	Dale Holliss
17/01/2024	SRA Southern District Plan	To represent members	Mark Pressler Tanya Howard
30 -31/01/2024	District Managers Workshop	To receive updates	Tanya Howard
02/02/2024	SRA Webinar: Accelerating development of new sugarcane varieties with genomics	To receive update	Mark Pressler Tanya Howard
06/02/2024	QCA Workshop: 2025-29 irrigation price review	To represent irrigators	Dale Holliss Tanya Howard Matthew Leighton
13/02/2024	Biosecurity readiness training	To receive update	Tanya Howard
19/02/2024	Regional Business HQ	To represent members	Tanya Howard
20/02/2024	Bundaberg Ag-Food and Fibre Alliance	To discuss Local Election details	Tanya Howard Dean Cayley Dale Holliss
21/02/2024	Sustainable Aviation Fuels webinar	To receive update	Tanya Howard
21/02/2024	QCGO Farm Inputs Research Committee	To represent members	Tanya Howard
22/02/2024	QCGO Environment Committee	To represent members	Mark Pressler
22/02/2024	End of Season meeting	To represent members	Anna Attard Dean Cayley Tanya Howard Courtney Moar





DATE	MEETING	PURPOSE	
28/02/2024	Bundaberg Area Fire Management Group Meeting	To represent members	Matt Leighton
29/02/2024	Bundaberg Region Mayoral Debate	To represent members	Tanya Howard
07/03/2024	SRA Southern District Activity update	To receive update	Tanya Howard
12-13/03/2024	QCGO Policy Council	To represent members	Mark Pressler Tanya Howard
15/04/2024	Regional Business HQ	To represent members	Tanya Howard
18/04/2024	Bureau of Meteorology Sugarcane Weather and Climate workshops, southern region	To discuss weather this upcoming season	Matt Leighton
18/04/2024	SRA Southern District Activity update	To receive update	Tanya Howard
01/05/2024	Pumped Hydro Update	To receive update	Matt Leighton
02/05/2024	SRA Southern District Activity update	To receive update	Tanya Howard
07/05/2024	Pre Season meeting	To represent members	Anna Attard Tanya Howard Courtney Moar
08/05/2024	Preseason contractors meeting	To represent members	Sam Ford
15/05/2024	Community cabinet	To represent members	Mark Pressler Tanya Howard
20/05/2024	Regional Business HQ Board	To represent members	Tanya Howard
22/05/2024	QSL Growers Meeting: Brisbane	To represent members	Anna Attard
22/05/2024	Deputation to Bundaberg Regional Council	To represent members	Dale Holliss Tanya Howard Mark Pressler
22/05/2024	Bundaberg Regional Reference Group Fox Resources	To represent members	Allan Dingle Mark Pressler
23/05/2024	Sugar Research Australia, Dr Barry Salter	To represent members	Mark Pressler Tanya Howard Michael Cavallaro
05/06/2024	Energy Queensland	To represent members	Dale Holliss
06/06/2024	QSL Update	To receive update	BCL Directors
06/06/2024	QSL Grower Meeting	To receive update	BCL Directors
11/06/2024	Coastal Burnett Groundwater Management Area Advisory Committee	To represent members	Tanya Howard Matthew Leighton
12/06/2024	SRA RVC Meeting	To receive update	Matthew Leighton
13/06/2024	Fortnightly SRA Meeting	To represent members	Tanya Howard
14/06/2024	Regional Business HQ Board Meeting	To represent members	Tanya Howard
19/06/2024	Bundaberg Regional Council	To represent members	Dale Holliss Tanya Howard Mark Pressler Dean Cayley
25/06/2024	Bundaberg Haulout Course Development, Smart Ag	To progress training	Tanya Howard
25-26/06/2024	Environment & Sustainability Committee Meeting	To represent members	Mark Pressler
27/06/2024	Farm Inputs Research Committee	To represent members	Tanya Howard
27/06/2024	Regional Business HQ Meeting	To represent members	Tanya Howard



## LEADERSHIP

Bundaberg CANEGROWERS resourced a number of strong advocacy campaigns targeting sustainable electricity and water pricing, water security and availability, transport, cane-firing and water quality-related issues including Reef Regulations during the 2023/24 financial year.

Our continued leadership has ensured that federal, state and local government politicians were in no doubt about the impacts of policy on members as well as the community, and our concerns in relation to these issues.

We work diligently with all policy makers at all levels to ensure our growers receive the best outcome possible.

This advocacy led to tangible outcomes including the announcement of new electricity tariffs, continued fire ban exemption for the sugar industry and transparency on issues related to water security and Paradise Dam.

### Electricity

The Queensland Competition Authority (QCA) issued its retail electricity price determination for regional Queensland for 2023/24 on 9 June 2023. New prices set by the determination took effect from 1 July 2023. All tariffs increased, with the cost determination being most impacted by wholesale energy prices, which are the costs retailers incur when purchasing electricity from the National Electricity Market (NEM). Upward pressure has also arisen from Retail costs (related to operating an electricity retail business) and Network costs (related to transmission and distribution costs).

Our focus on achieving affordable electricity pricing for growers continued by working alongside Bundaberg Regional Irrigators Group and Energy Qld. Growers with remotely read interval meters have a number of tariff options available, and analysis shows that irrigators who use less than 100MWh annually could potentially make significant electricity cost savings by changing tariffs, depending on usage patterns.

### Ag Energy Taskforce

The Ag Energy Taskforce was established in September 2014 to enable representatives of the Australian agriculture sector to collaborate, build capacity and provide advocacy to alleviate the impact of high energy costs on agricultural industries. Its remit has expanded to many energy-related issues, including the transition to renewables.

The Taskforce is a group of representative bodies including National Irrigators' Council, National Farmers' Federation, Queensland Farmers' Federation, NSW Farmers, Victorian Farmers' Federation, Cotton Australia, Bundaberg Regional Irrigators' Group, Dairy Australia, Australian Grape & Wine, Canegrowers, Pioneer Valley Water (Mackay, Q), Central Irrigation Trust (SA),

Murrumbidgee Groundwater Inc., AgForce Qld, Tas Farmers, Farmers for Climate Action, Primary Producers South Australia (PPSA), Australian Dairyfarmers and Australian Dairy Products Federation.

Bundaberg CANEGROWERS is represented on the Taskforce and has participated in a number of reviews and inquiries. At a meeting of the Ag Energy Taskforce in August 2023, members highlighted the lack of genuine consultation with landholders who are being asked to host solar and wind generators and electricity infrastructure, and hold serious concern that as Australia's energy transition to renewables occurs across rural and regional communities, infrastructure and renewable developers are not properly considering the social and economic impacts on farmers and broader rural communities.

### Reef

In early 2024 Bundaberg CANEGROWERS became aware that Reef Regulation Compliance Officers would be visiting the region to audit grower compliance activities, and our staff were available to assist with audit preparations as well as attending scheduled Reef Compliance Audit meetings. Growers who were not part of the Audit process were also provided with information relating to record keeping in preparation for being selected in the future.

Bundaberg CANEGROWERS provided representation at the BMRG Integrated Science Forum plus various discussions on reef regulations, the impact of the implementation of N&P Budgets and our concerns with the modelling frameworks used as a measure of water quality improvement.

Unfortunately, OGBR do not consider any of the new emerging reef science and instead continue to use practice change as their measure of water quality improvement. Considering the Burnett Mary region has lost approximately 10,000ha of cane land in the past five (5) years, which is not identified in the models, and that there have been no new Reef Trust projects and a low appetite for Smartcane BMP accreditation, this means there is very little data available for the models to record practice change.

The inclusion of our region into the reef regulation requirements in late 2019 has resulted in a lot of effort by Bundaberg CANEGROWERS aimed at having this region returned to its previous status. It is unjustifiable to include an area that is outside the Great Barrier Reef Marine Park that can have no impact on it.

### GBRMPA Local Marine Advisory Committee

Bundaberg CANEGROWERS' Project Officer Dale Holliss represented the Bundaberg regional sugar cane industry on this committee along with a range of community representatives.

**Water****Groundwater**

Bundaberg CANEGROWERS has representation on the Coastal Burnett Groundwater Management Area Advisory Committee and continues to provide the secretarial requirements of that organisation.



The Committee provided feedback on the meter revalidation process noting the frustration around conflicting information, the lack of validators in the region and the higher than estimated costs. The cost of this process far exceeds the benefit.

Groundwater is an important source of irrigation and the sustainable extraction of this resource is key to the objectives of the committee.



*Groundwater Committee representatives meeting with Deb Frecklington MP and Stephen Bennett MP, Member for Burnett.*

The total metered use for Irrigation for the Sunwater Scheme for 2023/24 was 84,990ML or 31.11% of Irrigation Water Entitlements of 166,285ML.

The Electricity Cost Pass-Through (ECPT) trial was a time bound Sunwater initiative aimed at testing the pass-through concept. The trial commenced on 1 July 2020 and concluded on 30 June 2023. The trial included the eligible irrigation tariff groups in each of the six (6) high electricity use schemes including Bundaberg.

In 2022/23 Sunwater spent less on electricity than was recovered from customers in the Bundaberg Distribution Scheme which means eligible irrigation customers who used water in 2022/23 had a credit of \$12.29/ML applied to their bill in October 2023.

Following our requests Sunwater has chosen to extend the electricity cost pass-through trial until 30 June 2025.

**Paradise Dam**

Bundaberg CANEGROWERS has representation on the Paradise Dam Reference Group (PDRG) that was established to facilitate the exchange of information and ideas between key stakeholders and Sunwater while the Paradise Dam Improvement Project (PDIP) is implemented. The PDRG is a forum for discussions in relation to community safety, water security, cultural, social and economic and environmental values.

Sunwater continues to engage with this group to facilitate the exchange of information and ideas between key stakeholders as plans for the new dam wall progress.

**Surface Water**


Bundaberg CANEGROWERS Ltd participates in the Bundaberg Water Supply Customer Advisory Committee.

The purpose of the CAC is to facilitate:

- collaboration to improve and maintain an economical, efficient and sustainable level of service for customers and the industries and communities Sunwater supports
- the flow of information to build and sustain trust by ensuring customers understand Sunwater's operating environment and assets and how these affect the delivery of services
- a forum where Sunwater can build a deeper understanding of customers' businesses, including future plans to ensure these are considered in strategic and operational planning.

The committee is governed by the CAC Terms of Reference (ToR).

The initial announced allocations for the Bundaberg Water Supply Scheme were calculated at 100% for the Kolan subscheme and Burnett subscheme High Priority a 100% and Medium priority at 95% for the 2023/24 year.



*An artists impression of the new Paradise Dam.*

**Mining**

Bundaberg CANEGROWERS represents irrigators and growers on the Fox Resources Regional Reference Group and remain opposed to any mining application which could jeopardise agricultural land, groundwater and the Bundaberg Irrigation Scheme.

The Bundaberg Region relies heavily on agriculture for its economic strength and any threat to our irrigation supplies is not acceptable.



**Council**

Representatives from Bundaberg CANEGROWERS, Bundaberg Regional Irrigators Group, Bundaberg Ag-Food and Fibre Alliance, CANEGROWERS Isis and Bundaberg Fruit and Vegetable Growers met with the Bundaberg Mayor and Councillors in May 2024 to ensure the 2024 land valuation increases were not used as a cash cow to fund the forecast \$17m deficit. This resulted in the Category 9 rate in the dollar being reduced and rates increases capped at 20% after taking increased land valuations into consideration.

**Bundaberg - Gin Gin Rail Trail**

Bundaberg CANEGROWERS participated in design proposal meetings for the proposed Bundaberg to Gin Gin Rail Trail to ensure minimal impact to everyday farming operations and ensure there is minimal to no interference from the public and domestic animals. Biosecurity risks were also addressed. In creating a rail trail that locals and visitors want to use, they need to be sure that they listen to the needs of the neighbours of the rail trail.

**Women in Sugar**

Bundaberg CANEGROWERS auspice the Women in Sugar group and provide a meeting venue when required, administration and public liability insurance coverage.




For the 2023/24 financial year, office bearers were:

President: Krystal Golchert  
Vice President: Anna Attard  
Secretary: Hayley Loeskow  
Treasurer: Teegan Attard

**Bundaberg Regional Ratepayers Association**

Bundaberg CANEGROWERS is a member of the Bundaberg Regional Ratepayers Association. Bundaberg Regional Ratepayers Association was established in 2022 to be a voice for ratepayers and residents, support decision making that incorporates integrity, equity and equality, build capacity within our community, support competent, relevant and transparent operations and decision making and to keep ratepayers and residents informed around key areas of decision making impacting individuals, families and businesses across the Bundaberg Local Government Area (LGA).

PUMPING FIGURES BUNDABERG 2023-2024		 VOLUME DELIVERED/METERED ML					Distribution Efficiency %	Nominal Allocation Available	Nominal Allocation Delivered %
		Q1	Q2	Q3	Q4	TOTAL			
	YTD Pumped Volume ML	1/07/23	1/10/23	1/01/24	1/04/24	1/07/23			
PUMP STATION		30/09/23	31/12/23	31/03/24	30/06/24	30/06/24			
Gooburrum	20,522	4,040	6,840	2,764	1,402	15,047	73.32%	27,499	54.72%
Monduran	26,957	4,256	8,054	4,486	3,432	20,230	75.04%	38,551	52.47%
Abbotsford	465	77	193	18	19	306	65.86%	671	45.59%
ISIS	32,571	6,365	11,776	7,315	3,519	28,975	88.96%	62,127	46.64%
Woongarra	22,361	5,544	6,847	5,715	2,325	20,432	91.37%	37,437	54.58%
<b>Total</b>	<b>102,876</b>	20,283	33,711	20,298	10,698	84,990	82.61%	166,285	51.11%

Note: Allocation volumes exclude all Sunwater accounts.



## SERVICES

Bundaberg CANEGROWERS has a long tradition of service to growers in this district. Our staff think about how to make our members more profitable and are committed to representing members interests in every area that can have an impact on their farming operation. We are needs based, outcomes focused and intentionally member biased.

### Membership Services Extension Officer

Bundaberg CANEGROWERS

Membership Services Extension Officer

Matt Leighton is available to assist growers with general enquiries on a range of issues.

Matt is a fully qualified agronomist with experience in cane as well as pulse crops.



Matt is associated with a wide range of activities and enquiries including:

- Updating the board of Bundaberg CANEGROWERS on issues or concerns affecting growers.
- Assisting growers with information about leasing cane farms as either the lessor or lessee, and standard payment terms.
- Providing information to government and natural resource groups, demonstrating that Bundaberg cane growers are not applying excess fertiliser and have very little runoff from the farms reaching the creeks, without passing through farm dams or tail water recycling pits.
- Assisting growers to comply with Reef Regulations including assistance with soil tests and preparation of N&P budgets.
- Providing advice on soybean agronomy, soybean costs and returns as well as general information on other break crops.
- Soy Australia board member to maximise the recognition of the district as a key soybean producer.
- Providing information on water trading including a likely trading range for both permanent and seasonal (temporary) trades and carryover water
- Providing secretarial requirements of the Coastal Burnett Groundwater Management Area Advisory Committee as well as attending groundwater meetings.
- Providing information and updates on issues affecting the movement of agricultural vehicles around the district.

### Grain in Cane Agronomy Service

The Bundaberg CANEGROWERS Grain in Cane Agronomy Service is available to CANEGROWERS members for legume break crops (excluding peanuts) and includes paddock inspections, reports from inspections, district updates and invitations to grower meetings, field days and tours on a fee for service basis. There were no growers who participated in the Grain in Cane Agronomy service in the last twelve (12) months.

### Wage Service

Bundaberg CANEGROWERS continues to provide a wage service for growers and harvesting contractors. Employers must adhere to a list of Australian Taxation Office (ATO) rules and regulations as well as compliance with the Fair Work Act, National Employment Standards and the Sugar Industry Award. Bundaberg CANEGROWERS Ltd, Tanya Howard and Kate Odgaard are Registered BAS Agents to comply with the requirements for providing this service.



With respect to legal compliance, Bundaberg CANEGROWERS' payroll services keep pace with the complicated, changing legislation and tax obligations associated with payroll, and our team pass this information on to our valued clients.

Over \$2.08 million in wages were recorded during the 2023/24 financial year on behalf of eleven (11) employers with seventy-six (76) employees.

This compared with over \$2.02 million in wages recorded for the 2022/23 year for twelve (12) active employers and seventy-four (74) employees.

The office processed superannuation contributions totaling over \$265,000 including additional contributions.

### Oreco

During the 2023 season, there were twenty-five (25) contracted Bundaberg growers supplying 6,172 bales of trash weighing 2,995.38 tonnes to the Oreco factory, with a total value of \$148,198.55.

### Energy Check

Electricity is a major expense for irrigating farmers. As a service to our members, we offer an Electricity Bill Checking Service where electricity bills are reviewed, checking for billing errors and the cost effectiveness of current tariffs. The aim is to ensure that a grower's electricity usage is aligned with the most cost-effective tariff to minimise c/kWh cost.



If a connection point is identified as having a high c/kWh cost, investigations can then be made as to why and what action may be required to bring the c/kWh down. This may include looking at what alternative tariff options are available or looking closely at usage patterns and time of use to minimise peak costs.

In alignment with supporting growers in reducing their electricity costs, Bundaberg CANEGROWERS Ltd assisted members with funding applications for Federal Government funding for the Energy Efficiency Grants for Small and Medium Sized Enterprises – Round 2. The Electricity Bill Check Service is delivered by our Projects Officer, Courtney Moar, and is available to all members of Bundaberg CANEGROWERS.



### Legal Representation

Chris Cooper provides a wide range of services to Bundaberg CANEGROWERS' members. Chris is principal of the law firm, CJ Cooper & Associates, and since 1983 has been legal consultant to CANEGROWERS. As well as providing legal services to members, Chris is retained by CANEGROWERS to provide legal services to the Australian, Queensland and District Cane Growers Organisation companies including Bundaberg CANEGROWERS.



As the organisation's legal adviser he covers corporate governance matters, company constitutional issues, membership issues, company corporate compliance issues, property management and related issues and not-for-profit issues. General legal advice and consultation over the phone is a free service to members.

### Commissioner for Declarations

Tanya Howard and Dale Holliss are both qualified as Commissioners for Declarations and are available to witness any document copies or Statutory Declarations growers may need certified.

### Members' Crop Insurance

One of the benefits of membership of Bundaberg CANEGROWERS is access to the state-wide crop insurance policy. The scheme operates on simple procedures with premiums deducted by levy, assistance with claims and ease of administration. The policy is also flexible, offering growers the ability to top-up their cover above the district level by paying a small additional premium.

All Bundaberg CANEGROWERS' members have crop insurance cover as part of their membership fee. For the 2023 season, the cover was set at \$55 per tonne with a nil excess and covers growers for:

- Total crop loss from unharvested cane after a fire;
- Partial crop loss from reduced yield of a harvested crop after a fire; and
- The loss of a trash blanket and the cost of re-establishing the crop after the fire in a trash blanket.

Members are also able to take out top - up insurance cover, to "Top-Up" their insurance beyond \$55 per tonne with the payment of additional premium.

### CANEGROWERS General Insurance Scheme

CANEGROWERS Insurance Scheme is owned by growers and commenced in 2012 to look after growers' insurance needs. Wide Bay Authorised Representative Ray Goodwin has extensive experience in looking after the insurance needs of the rural sector and has assisted many of our growers to ensure that their insurance cover is tailored to their requirements. Ray provides a personalised on-farm service to growers



servicing a full range of insurance products including rural, commercial and personal insurance policies.

Ray has access to a broad range of insurance products and alternative underwriters so that appropriate insurance cover can be obtained for all aspects of a grower's business at the best price.

CANEGROWERS Insurance aims to help in three (3) ways:

1. Expert advice – our advice doesn't stop once we've arranged your insurance policy;
2. Smooth claims process – Ray can assist with the claims process from lodgement through to finalisation allowing you time to focus on what really matters;
3. Better outcomes - support of a large organisation that can help if any issues arise, we leverage the support of our network to ensure that you've got the added benefit.

Ray can assist members with a review of their current insurance cover to ensure that they have all aspects of their business adequately insured.

This service provides all members with the opportunity for a review of their insurance cover and provides advice and recommendations as required.

### Communication

#### Newsletter

The Bundaberg District Canegrower Newsletter is produced in-house and aims to provide our growers with the information that they need in a timely manner. In addition to our grower members, we circulate the newsletter to a wide range of industry stakeholders, community leaders and politicians so that they can be better informed on issues facing the industry. Our newsletter is also available on our website.

#### Website

Our website was launched in 2012 and we review the content weekly to ensure that all information is current and accurate. The website is desktop and smart device friendly.

#### X (Twitter)

Bundaberg CANEGROWERS holds an X account under the handle @bundyCANEGROWER for the purpose of keeping up to date with media and political interests and we use this profile to share information and media releases to a wider, industry-based audience. The account has been active since February 2015.

#### Facebook

Our Facebook page was started in 2020 to promote the organisation and the sugar industry to a wider audience including the general public. The page is used to promote the positive aspects of the industry as well as share important information.





### Bundaberg Cane Audit Service

The audit service was carried out by a team of three (3) part time auditors: Courtney Moar, Katie Paulsen and Heather Best.

Manual corrections made by Cane Auditors to data for first expressed juice samples are presented in the table below. The percentage values for manual corrections and missed samples are calculated from 'potential samples', being the sum of the actual samples analysed, and the missed samples. The percentage of dry samples is calculated from total deliveries of cane.

Mill	CCS Samples	Missed	Dry	Manual Corrections
Millaquin	24,173	624 (2.52%)	778 (3.04%)	761 (3.07%)

A manual CCS calculation was done each week to verify the computer-generated result for both Lab and NIR analyses.

### Weighbridges

Taring of multilift bins was carried out pre-season. The Millaquin road weighbridge was checked against the dispatch weighbridge on a weekly basis by the Auditors. The weight test for Week 9 and Week 19 had to be reperformed due to wind causing the despatch scales to fluctuate. Further, during Week 19, the multilift weight test failed twice due to drivers exiting the cab before the weight was recorded. All multilift weight tests outside of tolerance were investigated for the cause and tests reperformed under correct conditions to give an accurate result.

Progressive taring of rail bins was conducted through the season on the rail truck shop scales as repairs or maintenance was done to bins. Truck shop scales were checked with the standard weight weekly and weight saved electronically. Bins that have >12 months since last tare date and those that have received coupling conversions were tared prior to 2024 core season crushing.

The rail weighbridge was checked with the standard weights on 18 June, prior to the commencement of the 2023 core crushing season; and performed weekly during the scheduled maintenance stops. When there was no mill stop scheduled for the week, the test was performed during unscheduled mill stops to comply with the Program. Over the season when a blackout occurred, once the power resumed, Weighbridge Operators zeroed the rail weighbridge scales and recorded for audit purposes.

The rolling test weight bin was weighed each eight-hour shift and was within tolerance limits, with a couple of exceptions. During Week 7, the roll-on weighed 6.41t which was outside of tolerance. The Weighbridge Operator organised for a repeat test, which was within acceptable limits. In addition, during the season sample bins weighing 5.35t and 7.11t were accidentally recorded as roll-on weights

preceding the rolling test weight bin. On four (4) occasions, the roll-on weighed slightly light at 6.29t. Auditors contacted Rob Zahn to arrange the roll-on weight be check weighed on the dispatch bridge. Three (3) subsequent roll-on weights were all 6.30t.

There were 1209 'camera view' bin checks done via the Auditor's kiosk installed at the start of the season. Bin numbers were found to be incorrect on three (3) occasions. On one occasion bins were out of sequence, however, the tip was already frozen as the Weighbridge Operator was in the process of correcting it, once resumed, bins were found to be in sequence. The following week, bins again were out of sequence, this was due to a bin being pushed through so that the road belt could be emptied for repairs. The operator was already aware of the third instance of bins appearing out of sequence and was in the process of rectifying it.

On all occasions where the bin number observed via camera did not match the sample tracker, the relating sample and any samples proceeding the last correct bin check, were checked by the Auditors for contamination.

### No. 1 Mill

Over the season, 32% of inspections of No. 1 mill resulted in reports of unsatisfactory hygiene, this was mostly due to juice and froth covering the floor in front of No. 1 mill. Leuconostoc growth was evident on occasion, although has been an improvement on previous years.

Sanitation at No. 1 mill, observed via camera during steamout and daily inspections by the Auditors, was often noted as unsatisfactory during Weeks 5, 6 and 7. Several times, only the middle guard was removed to allow access to cone during steamout. Other commonly observed issues included: only one side of guards being hosed; the top guards, juice tray and juice cone (the underside) not being cleaned; and no sanitiser used. During Week 7, the Laboratory Technical Support Analyst requested the Auditors input on a new instructional document for cleaning at No. 1 mill to address previous issues. This was implemented, and from Week 8 onwards the hygiene of No. 1 mill improved.

A couple of times throughout the remainder of the season, cleaning of the top guards and increased hosing of the floor around No. 1 mill was requested due to the presence of Leuconostoc.

Thirteen (13) overflows of the sample tray were noted during the season. Periodically the Rover was called to clear a blockage in the juice trough, which occasionally caused overflow due to fibre/cush build up in the corners. However, often via camera view Auditors saw Rovers checking and clearing the juice trough during their shift. The trough was redesigned when reinstalled after No.1 mill failure and blocking and overflows were less evident.

Hosing at the top of No. 1 mill and No. 2 mill (when used as primary) was noticed twice during the season

and brought to the attention of the shift supervisors. A couple of times at the start of the season the Auditors observed Rovers hosing inside and above No. 1 mill after steamout. As a result, two (2) samples were removed from validation.

### **No. 2 Mill**

On Monday 18 September, Week 17, the No. 1 mill drive shaft/roller failed and was estimated to take 48 to 60 hours to repair at Bundaberg Walkers Engineering Limited (BWEL). At this time there was an estimated 5,000 tonnes of cane in the yard to crush.

Bundaberg Sugar put measures in place to bypass No. 1 mill and have the first expressed juice be supplied to the lab from No. 2 mill and the NIR was removed from No. 1 mill and installed in the chute at No. 2 mill to provide payment analysis whilst bypassing No.1 mill.

Crushing recommenced with No. 2 mill as the primary mill on Tuesday, 19 September at 10:08pm in Week 17. Dye tests were performed upon crushing to confirm accurate tracking from No. 2 mill. The dye was received within the intersample gap with no sample contamination and all four (4) delivery combinations were tested for accuracy.

Calibration of the NIR at the new position was required and commenced upon fresh cane, after the delayed cane had been processed.

Review of Grower cane samples delayed by the mill breakdown was undertaken by the Auditors in conjunction with Bundaberg Sugar and Bundaberg CANEGROWERS representatives which agreed upon a total of 42 CCS adjustments and 17 average bin weight adjustments which was applied to the affected samples for Week 17 payment.

Laboratory analysis by the traditional Methods was used during Week 17 for the recalibration of the NIR. A total of 263 laboratory analyses and 38 fibre analyses were provided to SRA for assessment. The NIR was switched on for payment at the commencement of fresh cane for Week 18 on Sunday 24 September.

Hygiene inspections of No. 2 mill during Week 17 were conducted with observations noted as satisfactory.

Due to cush being added back to No. 2 mill via the rotary cush screen prior to the cane sampling point for both CCS and juice analysis, a formula was developed to account for the potential lowering of payment CCS. The formula was agreed upon by Bundaberg Sugar and Bundaberg CANEGROWERS and a monetary adjustment equal to the calculated units at the final sugar price was made to affected Grower samples processed through No.2 mill post season.

On Thursday, 5 October of Week 19, after No. 1 mill had been repaired, the NIR was removed from No. 2

mill and reinstalled to its former position at No. 1 mill. Prior to the mill restart, sample tracker timing settings were adjusted for No. 1 mill and dye tests were performed upon the recommencement of crushing to check sample tracking accuracy.

Recalibration of the NIR was undertaken from the continuation of crushing until approval was given by both Bundaberg Sugar and Bundaberg CANEGROWERS for the NIR to be returned to payment mode from 8am Monday 9 October, Week 20.

### **Interaction with Growers**

There was a total of 18 queries from Growers, Grower Services Officers, and Bundaberg CANEGROWERS during the season. These were investigated by Audit staff and resolved by the procedure in Appendix G of the Cane Analysis Program.

Auditors contacted Grower Services Officers on 308 occasions resulting in 16 changes being made. These changes involved variety, class, block numbers and green/burnt.

A total of 250,023 (25%) of the total cane supply was crushed more than 24 hours after harvest. Cut to Crush issues of Grower supplied cane were investigated by the Auditors. 58 CCS changes were made in collaboration with the Cane Supply Manager due to crush delay.

### **Conclusion**

The seasonal crop estimate at the start of crushing was 1.06 million tonnes with the final tonnage being 989,298.33 tonnes. Reduced estimates throughout the season were attributed to the dry weather and late cut cane in 2022. Season CCS was exceptional with the highest recorded CCS of the season 19.5 CCS.

Pre and post season meetings were held with Senior Mill Management, Program Supervisor/NIR Coordinator, Auditors and Bundaberg CANEGROWERS' Representatives to discuss operational issues and findings from the seasonal audit activities. Laboratory Analysts who are well trained, diligent and are prepared to adhere to the specific requirements of the Cane Analysis Program with regards to juice and fibre analysis remain a critical component in ensuring the continued effective operation of the cane analysis system.



*Auditors: Katie Paulsen & Courtney Moar*



## **BUNDABERG MILLS PRODUCTION STATISTICS 2019 to 2023 Seasons**

### **CRUSHING STATISTICS - BUNDABERG DISTRICT**

	2023	2022	2021	2020	2019
<b>Crushing Commenced <sup>#</sup></b>	29 May	27 June	21 June	6 July	1 July
<b>Crushing Finished</b>	7 November	30 December	17 December	24 October	13 October
<b>Average Season Length (Weeks) <sup>#</sup></b>	23.3	26.5	25.4	15.6	14.8
<b>Average Wet Weather Lost Time (Days) <sup>#</sup></b>	1.3	28.5	30.46	5.76	0.5
<b>Tonnes Cane Harvested from Mill Area *</b>	989,298	1,085,255	936,828	1,047,595	1,095,130
<b>Hectares Harvested in Mill Area *</b>	13,123	11,647	11,892	13,752	15,461
<b>Hectares Unharvested in Mill Area</b>	126.8	942	863	267	8.15
<b>Yield (Tonnes/Hectare) *</b>	75.39	93.18	78.77	76.2	70.8
<b>Average CCS</b>	15.06	13.16	14.18	14.67	14.60

### **PRODUCTION AND VALUE**

	2023	2022	2021	2020	2019
<b>Manufactured Sugar (Tonnes IPS)</b>	144,360	135,505	129,725	153,032	159,852
<b>Value of Sugar Production \$M</b>	118.37 <sup>1</sup>	89.84	74.28	65.991	69.061
<b>Estimated Value of Queensland Sugar Production \$M</b>	3,255.36 <sup>1</sup>	2,274.68	2,238.15	1,853.23	1,697.17
<b>Estimated Value of Bundaberg Production as Percentage % of State</b>	3.64% <sup>1</sup>	3.95%	3.32%	3.56%	4.07%

<sup>#</sup> Excludes early season cane

<sup>\*</sup> Includes mill area cane condemned after crushing

<sup>2</sup> Determined by using Harvest Pool Price announced by Queensland Sugar Ltd of \$820.00/t





## **BUNDABERG PRODUCTION STATISTICS 2019 to 2023 Seasons**

### **NUMBER OF GROWERS AND CPA**

	2023	2022	2021	2020	2019
<b>Number of Growers</b>	138	150	151	168	198
<b>Number of CPAs</b>	138	150	151	168	198
<b>Total CPA (Hectares)</b>	19,444	23,536	31,834	32,447	33,272

### **GREEN CANE HARVESTING**

	2023	2022	2021	2020	2019
<b>Cane Crushed<sup>2</sup> (Tonnes)</b>	989,298	1,085,485	936,828	1,047,595	1,095,130
<b>Cane Cut Green (Tonnes)</b>	929,731	1,014,301	880,987	984,186	984,251
<b>Percentage % Green</b>	93.9	93.4	94.0	93.9	89.9

### **MECHANICAL HARVESTING**

	Tonnes Cane <sup>2</sup>	Percentage % of Total	Number of Machines
<b>Total Cut by Cane Growers Not Contracting Outside their Own Farm</b>	95,981	9.7%	14
<b>Total Cut by Co-operative Groups</b>	51,254	5.2%	3
<b>Total Cut by Cane Grower / Contractors on Own Property and for Other Farms</b>	261,773	26.5%	7
<b>Total Cut by Independent Contractors</b>	580,287	58.6%	27
<b>TOTAL</b>	<b>989,298</b>	<b>100%</b>	<b>51</b>

<sup>1</sup> The CPA count has changed from individual growers to combined business units which may include multiple farms, CPA's and ABN's, as long as they are managed by the same entity.

<sup>2</sup> Includes mill area cane condemned after crushing.



ABN 66 110 868 801

Canegrowers' Building  
32 Bourbong Street  
(PO Box 953)  
BUNDABERG QLD 4670

Ph: (07) 4151 2555  
Fax: (07) 4153 1986  
Email: [bdb\\_office@bdbcanegrowers.com.au](mailto:bdb_office@bdbcanegrowers.com.au)

---